



Your Durable Print-From-Everywhere Solution

BradyPrinter M611 Mobile Printer with
Brady Workstation Mobile or Desktop Software

Your Durable Print-From-Everywhere Solution

With more and more work being completed outside of the traditional office setting, having the right tools on hand is becoming more important. And, advancements in mobile technology are making mobile devices a bigger part of everyday personal and professional life. With the BradyPrinter M611 Mobile Printer, powered by Brady Workstation Software, you can combine the convenience of your mobile device with the dependable printing capabilities of a Brady printer. This complete solution provides you with a variety of time- and labor-saving advantages, including:

Print-from-everywhere capabilities: Whether you're in the office or in the field, you can easily get your data and keep on printing

Fast-to-label software: Create and edit labels in the field with the Brady Workstation Express Labels Mobile App so you can complete the job right the first time

On-the-job durability: Keep printing all day with the long-lasting battery and rugged design

Industry-tested materials: Complete your identification jobs with materials that last

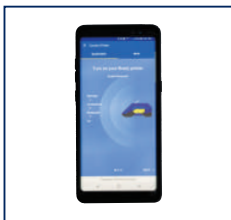
This printer is ideal for use in a variety of applications, including:

Information Communication
Technology (ICT) or Datacomm
Laboratory
Manufacturing

Asset tracking
General labeling
And more!

**▶ BradyPrinter M611 requires
Brady Workstation Mobile or
Desktop software**

The complete BradyPrinter M611 solution



BradyPrinter M611 Mobile
Printer Solution and Brady
Workstation Express Labels
Mobile App

Page 3



BradyPrinter M611
Mobile Printer

Page 4



Labels and ribbons

Pages 5-25



Printer and
accessories

Page 26

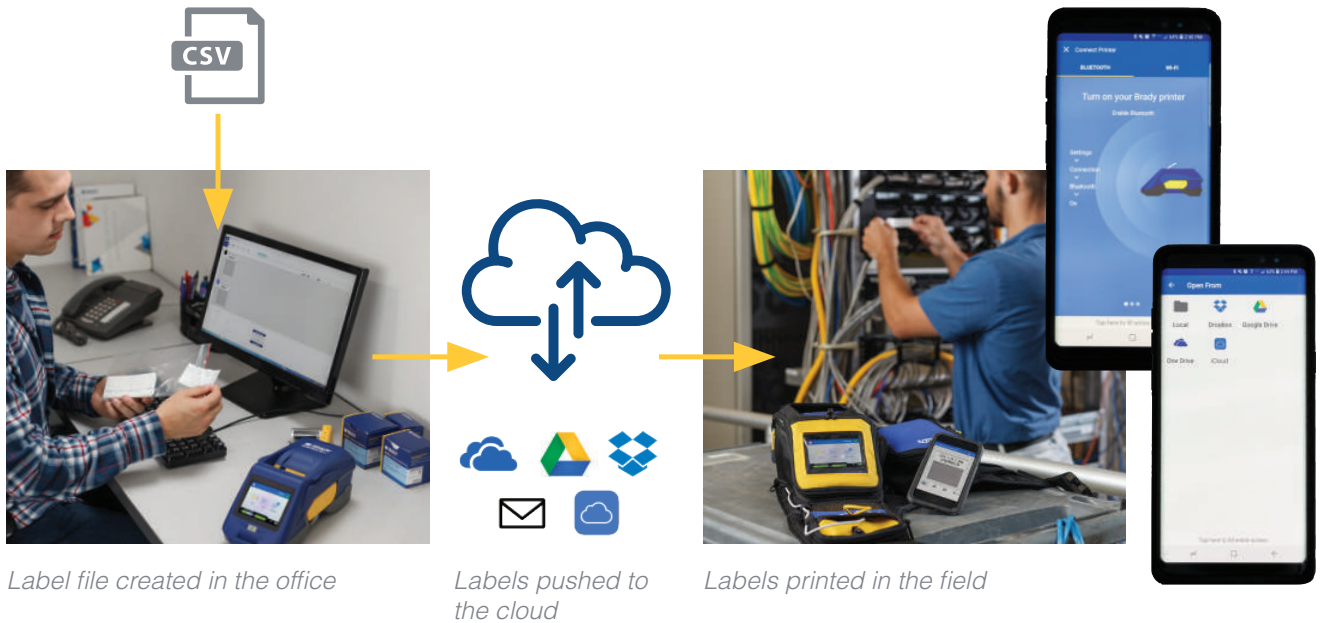


Printer technical
specifications

Page 27

Keep printing everywhere

Forget the days of wasting time driving back and forth between the office and the jobsite to get new labels for every identification project. The complete BradyPrinter M611 Mobile Printer and Brady Workstation Software solution bridges the printing gap between the office and the field. With this combination of mobile software and mobile print connectivity, you get the freedom to push data from the office to the field so your field engineers have everything they need to complete the task at hand. After the job is complete, rely on the high-performance of Brady materials to provide long-lasting identification.



Your one-stop shop for mobile printing

The Brady Workstation Express Labels Mobile App makes mobile printing convenient and simple. This intuitively designed software integrates touchscreen technology for fast and easy label creation, including label resizing using touch and a native keyboard for more natural typing. To make label creation even more convenient, the app features auto-save capabilities, tools to help you easily enter data onto your label, and easy-to-use editing tools to keep labeling projects moving smoothly.

Durable in design

The BradyPrinter M611 Mobile Printer is designed to keep you printing whether you're in the field or in the office. This industrial mid-volume printer withstands harsh conditions in the field and the compact design means that you can easily print in cluttered or cramped areas. And, the internal lithium ion battery keeps you running for long days on the job. There's no need to slow down your work if your phone battery dies; you can easily charge it in a pinch. With Bluetooth and Wi-Fi connectivity, as well as a variety of network connectivity options, this printer can get data any way you need it to.



Wire and cable materials

Self-Laminating Vinyl Wire and Cable Markers (B-427)

Feature a clear, non-printable area that wraps around wires and cables to serve as an overlamine. Protected print area offers superior resistance to abrasion, solvents, oil, grease, dirt and water. These markers are designed to adhere to the highly curved surfaces of wires and cables.

- **B-427 Self-Laminating Vinyl Material:** Resistant to abrasion, solvents, oil, grease, dirt and water. Temp range -40°F to 158°F (-40°C to 70°C), UL recognized.

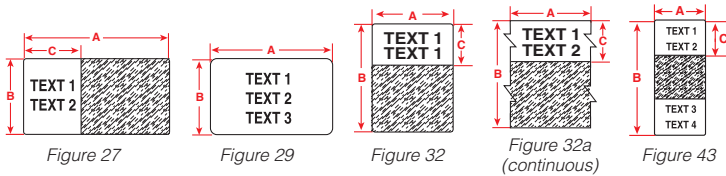


Diagram	Catalog #	B#	Material	Color	Approx. Wire Gauge	Label Width A Inch (mm)	Label Height B Inch (mm)	Printable Area C Inch (mm)	Labels Per Roll	Rec. Ribbon
B-427 Self-Laminating Vinyl										
Fig. 29	PTL-105-427-AW	B-427	Vinyl	White	All White	1.100 (27.9)	0.250 (6.4)	1.100 (27.9)	750	M61-R4310
Fig. 27	PTL-74-427	B-427	Vinyl	White	Cables	2.200 (55.88)	0.500 (12.7)	0.500 (12.7)	100	M61-R4310
Fig. 32	PTL-10-427	B-427	Vinyl	White	16 to 10	0.250 (6.35)	0.750 (19.1)	0.250 (6.35)	750	M61-R4310
Fig. 32	PTL-11-427	B-427	Vinyl	White	16 to 10	0.500 (12.7)	0.750 (19.1)	0.500 (12.7)	500	M61-R4310
Fig. 32	PTL-96-427	B-427	Vinyl	White	16 to 10	1.000 (25.4)	0.750 (19.1)	1.000 (25.4)	250	M61-R4310
Fig. 29	PTL-30-427-AW	B-427	Vinyl	White	All White	1.500 (38.1)	0.750 (19.1)	1.500 (38.1)	250	M61-R4310
Fig. 32	PTL-17-427	B-427	Vinyl	White	12 to 10	0.500 (12.7)	1.000 (25.4)	0.500 (12.7)	500	M61-R4310
Fig. 32	PTL-18-427	B-427	Vinyl	White	10 to 4	0.750 (19.05)	1.000 (25.4)	0.750 (19.1)	250	M61-R4310
Fig. 32	PTL-19-427	B-427	Vinyl	White	12 to 10	1.000 (25.4)	1.000 (25.4)	1.000 (25.4)	250	M61-R4310
Fig. 32	PTL-104-427	B-427	Vinyl	White	12 to 10	1.500 (38.1)	1.000 (25.4)	1.500 (38.1)	250	M61-R4310
Fig. 32	PTL-87-427	B-427	Vinyl	White	12 to 10	1.750 (44.45)	1.000 (25.4)	1.750 (44.5)	250	M61-R4310
Fig. 32	PTL-78-427-AW	B-427	Vinyl	White	All White	1.900 (48.26)	1.000 (25.4)	1.900 (48.2)	250	M61-R4310
Fig. 32	PTL-102-427	B-427	Vinyl	White	10 to 4	0.500 (12.7)	1.250 (31.8)	0.500 (12.7)	250	M61-R4310
Fig. 32	PTL-103-427	B-427	Vinyl	White	10 to 4	1.000 (25.4)	1.250 (31.8)	1.000 (25.4)	250	M61-R4310
Fig. 32	PTL-28-427	B-427	Vinyl	White	10 to 4	0.250 (6.35)	1.500 (38.1)	0.250 (6.35)	750	M61-R4310
Fig. 32	PTL-29-427	B-427	Vinyl	White	10 to 4	0.500 (12.7)	1.500 (38.1)	0.500 (12.7)	500	M61-R4310
Fig. 32	PTL-30-427	B-427	Vinyl	White	10 to 4	0.750 (19.05)	1.500 (38.1)	0.750 (19.1)	250	M61-R4310
Fig. 32	PTL-31-427	B-427	Vinyl	White	10 to 4	1.000 (25.4)	1.500 (38.1)	1.000 (25.4)	250	M61-R4310
Fig. 32	PTL-32-427	B-427	Vinyl	White	10 to 4	1.500 (38.1)	1.500 (38.1)	1.500 (38.1)	250	M61-R4310
Fig. 32	PTL-88-427	B-427	Vinyl	White	10 to 4	1.750 (44.45)	1.500 (38.1)	1.750 (44.5)	250	M61-R4310
Fig. 32	PTL-107-427	B-427	Vinyl	White	10 to 4	2.000 (50.8)	1.500 (38.1)	2.000 (50.8)	100	M61-R4310
Fig. 32	PTL-21-427	B-427	Vinyl	White	Cables	1.000 (25.4)	2.500 (63.5)	1.000 (25.4)	100	M61-R4310
Fig. 32	PTL-157-427	B-427	Vinyl	White	Cables	1.500 (38.1)	2.500 (63.5)	1.500 (38.1)	100	M61-R4310
Fig. 32	PTL-75-427	B-427	Vinyl	White	Cables	1.000 (25.4)	2.625 (66.68)	1.000 (25.4)	100	M61-R4310
Fig. 32	PTL-66-427	B-427	Vinyl	White	Cables	1.938 (49.23)	3.150 (80)	1.938 (49.2)	100	M61-R4310
Fig. 43	PTL-64-427	B-427	Vinyl	White	Cables	1.000 (25.4)	3.375 (85.7)	1.000 (25.4)	100	M61-R4310
Fig. 32	PTL-23-427	B-427	Vinyl	White	Cables	1.000 (25.4)	4.000 (101.6)	1.000 (25.4)	100	M61-R4310
Fig. 32	PTL-33-427	B-427	Vinyl	White	Cables	1.500 (38.1)	4.000 (101.6)	1.500 (38.1)	100	M61-R4310
Fig. 32	PTL-109-427	B-427	Vinyl	White	Cables	1.500 (38.1)	4.000 (101.6)	1.500 (38.1)	100	M61-R4310
Fig. 32	PTL-34-427	B-427	Vinyl	White	Cables	1.500 (38.1)	6.000 (152.4)	1.500 (38.1)	50	M61-R4310
Fig. 32a	PTL-106-427	B-427	Vinyl	White	—	1.500 (38.1)	50 ft (15.24 m)	—	1 roll (cont.)	M61-R4310
Fig. 32	PTL-10-427-YL	B-427	Vinyl	Yellow	16 to 10	0.250 (6.35)	0.750 (19.1)	0.250 (6.35)	750	M61-R4310
Fig. 32	PTL-11-427-YL	B-427	Vinyl	Yellow	16 to 10	0.500 (12.7)	0.750 (19.1)	0.500 (12.7)	500	M61-R4310
Fig. 32	PTL-17-427-YL	B-427	Vinyl	Yellow	12 to 10	0.500 (12.7)	1.000 (25.4)	0.500 (12.7)	500	M61-R4310
Fig. 32	PTL-18-427-YL	B-427	Vinyl	Yellow	10 to 4	0.750 (19.05)	1.000 (25.4)	0.750 (19.1)	250	M61-R4310
Fig. 32	PTL-19-427-YL	B-427	Vinyl	Yellow	12 to 10	1.000 (25.4)	1.000 (25.4)	1.000 (25.4)	250	M61-R4310
Fig. 32	PTL-28-427-YL	B-427	Vinyl	Yellow	10 to 4	0.250 (6.35)	1.500 (38.1)	0.250 (6.35)	750	M61-R4310
Fig. 32	PTL-29-427-YL	B-427	Vinyl	Yellow	10 to 4	0.500 (12.7)	1.500 (38.1)	0.500 (12.7)	500	M61-R4310
Fig. 32	PTL-30-427-YL	B-427	Vinyl	Yellow	10 to 4	0.750 (19.05)	1.500 (38.1)	0.750 (19.1)	250	M61-R4310
Fig. 32	PTL-31-427-YL	B-427	Vinyl	Yellow	10 to 4	1.000 (25.4)	1.500 (38.1)	1.000 (25.4)	250	M61-R4310
Fig. 32	PTL-32-427-YL	B-427	Vinyl	Yellow	10 to 4	1.500 (38.1)	1.500 (38.1)	1.500 (38.1)	250	M61-R4310
Fig. 32	PTL-21-427-YL	B-427	Vinyl	Yellow	Cables	1.000 (25.4)	2.500 (63.5)	1.000 (25.4)	100	M61-R4310
Fig. 32	PTL-23-427-YL	B-427	Vinyl	Yellow	Cables	1.000 (25.4)	4.000 (101.6)	1.000 (25.4)	100	M61-R4310
Fig. 32	PTL-33-427-YL	B-427	Vinyl	Yellow	Cables	1.500 (38.1)	4.000 (101.6)	1.500 (38.1)	100	M61-R4310
Fig. 32	PTL-34-427-YL	B-427	Vinyl	Yellow	Cables	1.500 (38.1)	6.000 (152.4)	1.500 (38.1)	50	M61-R4310
Fig. 32	PTL-19-427-RD	B-427	Vinyl	Red	12 to 10	1.000 (25.4)	1.000 (25.4)	1.000 (25.4)	250	M61-R4310
Fig. 32	PTL-28-427-RD	B-427	Vinyl	Red	10 to 4	0.250 (6.35)	1.500 (38.1)	0.250 (6.35)	750	M61-R4310
Fig. 32	PTL-29-427-RD	B-427	Vinyl	Red	10 to 4	0.500 (12.7)	1.500 (38.1)	0.500 (12.7)	500	M61-R4310
Fig. 32	PTL-30-427-RD	B-427	Vinyl	Red	10 to 4	0.750 (19.05)	1.500 (38.1)	0.750 (19.1)	250	M61-R4310
Fig. 32	PTL-31-427-RD	B-427	Vinyl	Red	10 to 4	1.000 (25.4)	1.500 (38.1)	1.000 (25.4)	250	M61-R4310
Fig. 32	PTL-32-427-RD	B-427	Vinyl	Red	10 to 4	1.500 (38.1)	1.500 (38.1)	1.500 (38.1)	250	M61-R4310
Fig. 32	PTL-21-427-RD	B-427	Vinyl	Red	Cables	1.000 (25.4)	2.500 (63.5)	1.000 (25.4)	100	M61-R4310

Self-Laminating Labels continue on next page.

Wire and cable materials

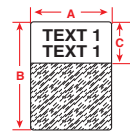


Figure 32

Self-Laminating Vinyl Wire and Cable Markers (cont.)

Diagram	Catalog #	B#	Material	Color	Approx. Wire Gauge	Label Width A Inch (mm)	Label Height B Inch (mm)	Printable Area C Inch (mm)	Labels Per Roll	Rec. Ribbon
Fig. 32	PTL-23-427-RD	B-427	Vinyl	Red	Cables	1.000 (25.4)	4.000 (101.6)	1.000 (25.4)	100	M61-R4310
Fig. 32	PTL-33-427-RD	B-427	Vinyl	Red	Cables	1.500 (38.1)	4.000 (101.6)	1.500 (38.1)	100	M61-R4310
Fig. 32	PTL-34-427-RD	B-427	Vinyl	Red	Cables	1.500 (38.1)	6.000 (152.4)	1.500 (38.1)	50	M61-R4310
Fig. 32	PTL-19-427-GR	B-427	Vinyl	Green	12 to 10	1.000 (25.4)	1.000 (25.4)	1.000 (25.4)	250	M61-R4310
Fig. 32	PTL-28-427-GR	B-427	Vinyl	Green	10 to 4	0.250 (6.35)	1.500 (38.1)	0.250 (6.35)	750	M61-R4310
Fig. 32	PTL-29-427-GR	B-427	Vinyl	Green	10 to 4	0.500 (12.7)	1.500 (38.1)	0.500 (12.7)	500	M61-R4310
Fig. 32	PTL-30-427-GR	B-427	Vinyl	Green	10 to 4	0.750 (19.05)	1.500 (38.1)	0.750 (19.1)	250	M61-R4310
Fig. 32	PTL-31-427-GR	B-427	Vinyl	Green	10 to 4	1.000 (25.4)	1.500 (38.1)	1.000 (25.4)	250	M61-R4310
Fig. 32	PTL-32-427-GR	B-427	Vinyl	Green	10 to 4	1.500 (38.1)	1.500 (38.1)	1.500 (38.1)	250	M61-R4310
Fig. 32	PTL-21-427-GR	B-427	Vinyl	Green	Cables	1.000 (25.4)	2.500 (63.5)	1.000 (25.4)	100	M61-R4310
Fig. 32	PTL-23-427-GR	B-427	Vinyl	Green	Cables	1.000 (25.4)	4.000 (101.6)	1.000 (25.4)	100	M61-R4310
Fig. 32	PTL-33-427-GR	B-427	Vinyl	Green	Cables	1.500 (38.1)	4.000 (101.6)	1.500 (38.1)	100	M61-R4310
Fig. 32	PTL-34-427-GR	B-427	Vinyl	Green	Cables	1.500 (38.1)	6.000 (152.4)	1.500 (38.1)	50	M61-R4310
Fig. 32	PTL-19-427-OR	B-427	Vinyl	Orange	12 to 10	1.000 (25.4)	1.000 (25.4)	1.000 (25.4)	250	M61-R4310
Fig. 32	PTL-28-427-OR	B-427	Vinyl	Orange	10 to 4	0.250 (6.35)	1.500 (38.1)	0.250 (6.35)	750	M61-R4310
Fig. 32	PTL-29-427-OR	B-427	Vinyl	Orange	10 to 4	0.500 (12.7)	1.500 (38.1)	0.500 (12.7)	500	M61-R4310
Fig. 32	PTL-30-427-OR	B-427	Vinyl	Orange	10 to 4	0.750 (19.1)	1.500 (38.1)	0.750 (19.1)	250	M61-R4310
Fig. 32	PTL-31-427-OR	B-427	Vinyl	Orange	10 to 4	1.000 (25.4)	1.500 (38.1)	1.000 (25.4)	250	M61-R4310
Fig. 32	PTL-32-427-OR	B-427	Vinyl	Orange	10 to 4	1.500 (38.1)	1.500 (38.1)	1.500 (38.1)	250	M61-R4310
Fig. 32	PTL-21-427-OR	B-427	Vinyl	Orange	Cables	1.000 (25.4)	2.500 (63.5)	1.000 (25.4)	100	M61-R4310
Fig. 32	PTL-23-427-OR	B-427	Vinyl	Orange	Cables	1.000 (25.4)	4.000 (101.6)	1.000 (25.4)	100	M61-R4310
Fig. 32	PTL-33-427-OR	B-427	Vinyl	Orange	Cables	1.500 (38.1)	4.000 (101.6)	1.500 (38.1)	100	M61-R4310
Fig. 32	PTL-34-427-OR	B-427	Vinyl	Orange	Cables	1.500 (38.1)	6.000 (152.4)	1.500 (38.1)	50	M61-R4310
Fig. 32	PTL-19-427-BL	B-427	Vinyl	Blue	12 to 10	1.000 (25.4)	1.000 (25.4)	1.000 (25.4)	250	M61-R4310
Fig. 32	PTL-28-427-BL	B-427	Vinyl	Blue	10 to 4	0.250 (6.35)	1.500 (38.1)	0.250 (6.35)	750	M61-R4310
Fig. 32	PTL-29-427-BL	B-427	Vinyl	Blue	10 to 4	0.500 (12.7)	1.500 (38.1)	0.500 (12.7)	500	M61-R4310
Fig. 32	PTL-30-427-BL	B-427	Vinyl	Blue	10 to 4	0.750 (19.05)	1.500 (38.1)	0.750 (19.1)	250	M61-R4310
Fig. 32	PTL-31-427-BL	B-427	Vinyl	Blue	10 to 4	1.000 (25.4)	1.500 (38.1)	1.000 (25.4)	250	M61-R4310
Fig. 32	PTL-32-427-BL	B-427	Vinyl	Blue	10 to 4	1.500 (38.1)	1.500 (38.1)	1.500 (38.1)	250	M61-R4310
Fig. 32	PTL-21-427-BL	B-427	Vinyl	Blue	Cables	1.000 (25.4)	2.500 (63.5)	1.000 (25.4)	100	M61-R4310
Fig. 32	PTL-23-427-BL	B-427	Vinyl	Blue	Cables	1.000 (25.4)	4.000 (101.6)	1.000 (25.4)	100	M61-R4310
Fig. 32	PTL-33-427-BL	B-427	Vinyl	Blue	Cables	1.500 (38.1)	4.000 (101.6)	1.500 (38.1)	100	M61-R4310
Fig. 32	PTL-34-427-BL	B-427	Vinyl	Blue	Cables	1.500 (38.1)	6.000 (152.4)	1.500 (38.1)	50	M61-R4310
Fig. 32	PTL-19-427-PL	B-427	Vinyl	Purple	12 to 10	1.000 (25.4)	1.000 (25.4)	1.000 (25.4)	250	M61-R4310
Fig. 32	PTL-28-427-PL	B-427	Vinyl	Purple	10 to 4	0.250 (6.35)	1.500 (38.1)	0.250 (6.35)	750	M61-R4310
Fig. 32	PTL-29-427-PL	B-427	Vinyl	Purple	10 to 4	0.500 (12.7)	1.500 (38.1)	0.500 (12.7)	500	M61-R4310
Fig. 32	PTL-30-427-PL	B-427	Vinyl	Purple	10 to 4	0.750 (19.05)	1.500 (38.1)	0.750 (19.1)	250	M61-R4310
Fig. 32	PTL-31-427-PL	B-427	Vinyl	Purple	10 to 4	1.000 (25.4)	1.500 (38.1)	1.000 (25.4)	250	M61-R4310
Fig. 32	PTL-32-427-PL	B-427	Vinyl	Purple	10 to 4	1.500 (38.1)	1.500 (38.1)	1.500 (38.1)	250	M61-R4310
Fig. 32	PTL-21-427-PL	B-427	Vinyl	Purple	Cables	1.000 (25.4)	2.500 (63.5)	1.000 (25.4)	100	M61-R4310
Fig. 32	PTL-23-427-PL	B-427	Vinyl	Purple	Cables	1.000 (25.4)	4.000 (101.6)	1.000 (25.4)	100	M61-R4310
Fig. 32	PTL-33-427-PL	B-427	Vinyl	Purple	Cables	1.500 (38.1)	4.000 (101.6)	1.500 (38.1)	100	M61-R4310
Fig. 32	PTL-34-427-PL	B-427	Vinyl	Purple	Cables	1.500 (38.1)	6.000 (152.4)	1.500 (38.1)	50	M61-R4310
Fig. 32	PTL-19-427-BR	B-427	Vinyl	Brown	12 to 10	1.000 (25.4)	1.000 (25.4)	1.000 (25.4)	250	M61-R4310
Fig. 32	PTL-28-427-BR	B-427	Vinyl	Brown	10 to 4	0.250 (6.35)	1.500 (38.1)	0.250 (6.35)	750	M61-R4310
Fig. 32	PTL-29-427-BR	B-427	Vinyl	Brown	10 to 4	0.500 (12.7)	1.500 (38.1)	0.500 (12.7)	500	M61-R4310
Fig. 32	PTL-30-427-BR	B-427	Vinyl	Brown	10 to 4	0.750 (19.05)	1.500 (38.1)	0.750 (19.1)	250	M61-R4310
Fig. 32	PTL-31-427-BR	B-427	Vinyl	Brown	10 to 4	1.000 (25.4)	1.500 (38.1)	1.000 (25.4)	250	M61-R4310
Fig. 32	PTL-32-427-BR	B-427	Vinyl	Brown	10 to 4	1.500 (38.1)	1.500 (38.1)	1.500 (38.1)	250	M61-R4310
Fig. 32	PTL-21-427-BR	B-427	Vinyl	Brown	Cables	1.000 (25.4)	2.500 (63.5)	1.000 (25.4)	100	M61-R4310
Fig. 32	PTL-23-427-BR	B-427	Vinyl	Brown	Cables	1.000 (25.4)	4.000 (101.6)	1.000 (25.4)	100	M61-R4310
Fig. 32	PTL-33-427-BR	B-427	Vinyl	Brown	Cables	1.500 (38.1)	4.000 (101.6)	1.500 (38.1)	100	M61-R4310
Fig. 32	PTL-34-427-BR	B-427	Vinyl	Brown	Cables	1.500 (38.1)	6.000 (152.4)	1.500 (38.1)	50	M61-R4310
Fig. 32	PTL-19-427-GY	B-427	Vinyl	Gray	12 to 10	1.000 (25.4)	1.000 (25.4)	1.000 (25.4)	250	M61-R4310
Fig. 32	PTL-28-427-GY	B-427	Vinyl	Gray	10 to 4	0.250 (6.35)	1.500 (38.1)	0.250 (6.35)	750	M61-R4310
Fig. 32	PTL-29-427-GY	B-427	Vinyl	Gray	10 to 4	0.500 (12.7)	1.500 (38.1)	0.500 (12.7)	500	M61-R4310
Fig. 32	PTL-30-427-GY	B-427	Vinyl	Gray	10 to 4	0.750 (19.05)	1.500 (38.1)	0.750 (19.1)	250	M61-R4310
Fig. 32	PTL-31-427-GY	B-427	Vinyl	Gray	10 to 4	1.000 (25.4)	1.500 (38.1)	1.000 (25.4)	250	M61-R4310
Fig. 32	PTL-32-427-GY	B-427	Vinyl	Gray	10 to 4	1.500 (38.1)	1.500 (38.1)	1.500 (38.1)	250	M61-R4310
Fig. 32	PTL-21-427-GY	B-427	Vinyl	Gray	Cables	1.000 (25.4)	2.500 (63.5)	1.000 (25.4)	100	M61-R4310
Fig. 32	PTL-23-427-GY	B-427	Vinyl	Gray	Cables	1.000 (25.4)	4.000 (101.6)	1.000 (25.4)	100	M61-R4310
Fig. 32	PTL-33-427-GY	B-427	Vinyl	Gray	Cables	1.500 (38.1)	4.000 (101.6)	1.500 (38.1)	100	M61-R4310
Fig. 32	PTL-34-427-GY	B-427	Vinyl	Gray	Cables	1.500 (38.1)	6.000 (152.4)	1.500 (38.1)	50	M61-R4310

Wire and cable materials

Self-laminating label heights

If you know your wire diameter or wire circumference, you can easily determine the correct label height by using the formula below:

Step 1: wire dia.
x 3.147 (pi)
wire circumference

Step 2: wire circumference
x 1.5
total label length

(Multiplying by 1.5 allows the label to wrap around the wire 1.5 times)



Tag Materials (B-109 and B-412)

- B-109 Non-Adhesive Polyethylene Tags:** Multi-purpose tags for identifying multi-conductor cables. Good weatherability and legibility after solvent exposure.
- B-412 Non-Adhesive Polypropylene Tags:** Thick polypropylene material for hardware identification. High print legibility and high tensile strength.

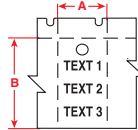


Figure 45

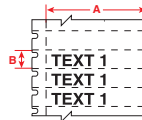


Figure 55



Figure 28

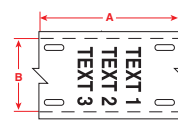


Figure 56



Diagram	Catalog #	B#	Material	Color	Label Width A Inch (mm)	Label Height B Inch (mm)	Labels Per Roll	Rec. Ribbon
B-109 Non-Adhesive Polyethylene Tag								
Fig. 56	PTL-12-109	B-109	Polyethylene	White	0.750 (19.05)	3.000 (101.6)	100	M61-R4310
Fig. 45	PTL-36-109	B-109	Polyethylene	White	1.750 (44.45)	1.125 (28.6)	250	M61-R4310
B-412 Non-Adhesive Polypropylene Tag								
Fig. 28	PTL-55-412	B-412	Polypropylene	White	0.230 (5.84)	50 ft (15.24 m)	1 roll (cont.)	M61-R4310
Fig. 28	PTL-56-412	B-412	Polypropylene	White	0.375 (9.53)	50 ft (15.24 m)	1 roll (cont.)	M61-R4310
Fig. 28	PTL-57-412	B-412	Polypropylene	White	0.500 (12.7)	50 ft (15.24 m)	1 roll (cont.)	M61-R4310
Fig. 28	PTL-58-412	B-412	Polypropylene	White	0.535 (13.59)	50 ft (15.24 m)	1 roll (cont.)	M61-R4310
Fig. 28	PTL-59-412	B-412	Polypropylene	White	0.785 (19.94)	50 ft (15.24 m)	1 roll (cont.)	M61-R4310
Fig. 55	PTL-40-412	B-412	Polypropylene	White	1.938 (49.23)	0.375 (9.5)	750	M61-R4310

High Temperature Wire and Cable Labels (B-437)

- B-437 Polyvinyl fluoride Material:** Polyvinyl fluoride label where high temperature and self-extinguishing features are required. Heavy duty performance with excellent resistance to water, oil and other fluids. Meets MIL-M-87958 Standard. Service temp: -94°F to 275°F (-70°C to 135°C). ROHS compliant.

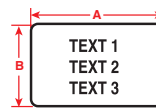


Figure 29

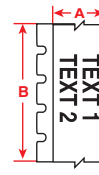


Figure 33



Diagram	Catalog #	B#	Material	Color	Label Width A Inch (mm)	Label Height B Inch (mm)	Labels Per Roll	Rec. Ribbon
B-437 Self-Extinguishing Polyvinyl fluoride								
Fig. 29	PTL-9-437	B-437	Polyvinyl fluoride	White	0.650 (16.51)	0.200 (5.1)	750	M61-R4310
Fig. 29	PTL-10-437	B-437	Polyvinyl fluoride	White	0.750 (19.05)	0.250 (6.4)	750	M61-R4310
Fig. 29	PTL-15-437	B-437	Polyvinyl fluoride	White	1.000 (25.4)	0.275 (7)	750	M61-R4310
Fig. 29	PTL-29-437	B-437	Polyvinyl fluoride	White	1.500 (38.1)	0.500 (12.7)	500	M61-R4310
Fig. 33	PTL-41-437-WT	B-437	Polyvinyl fluoride	White	1.500 (38.1)	50 ft (15.24 m)	1 roll (cont.)	M61-R4310
Fig. 33	PTL-41-437-YL	B-437	Polyvinyl fluoride	Yellow	1.500 (38.1)	50 ft (15.24 m)	1 roll (cont.)	M61-R4310

Wire and cable materials

Vinyl and Nylon Cloth Wire and Cable Labels (B-498, B-499)

- **B-498 Repositionable Vinyl Cloth:** Durable material with special adhesive stays put, but marker can be removed and reapplied if necessary. Temp. range -40°F to 175°F (-40°C to 70°C). UL recognized.
- **B-499 Nylon Cloth Material:** Permanent adhesive. Pliable for rough or smooth surfaces. Temp. range: -94°F to 194°F (-70°C to 90°C). UL recognized.

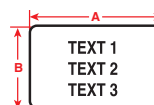


Figure 29



Diagram	Catalog #	B#	Material	Color	Approx. Wire Gauge	Label Width A Inch (mm)	Label Height B Inch (mm)	Labels Per Roll	Rec. Ribbon
B-498 Repositionable Vinyl Cloth									
Fig. 29	PTL-7-498	B-498	Vinyl	White	22-16	0.500 (12.7)	0.500 (12.7)	500	M61-R4310
Fig. 29	PTL-15-498	B-498	Vinyl	White	22-16	1.000 (25.4)	0.275 (7)	750	M61-R4310
Fig. 29	PTL-10-498	B-498	Vinyl	White	16-10	0.250 (6.35)	0.750 (19.1)	750	M61-R4310
Fig. 29	PTL-11-498	B-498	Vinyl	White	16-10	0.500 (12.7)	0.750 (19.1)	500	M61-R4310
Fig. 29	PTL-16-498	B-498	Vinyl	White	12-10	0.375 (9.53)	1.000 (25.4)	500	M61-R4310
Fig. 29	PTL-17-498	B-498	Vinyl	White	12-10	1.000 (25.4)	0.500 (12.7)	500	M61-R4310
Fig. 29	PTL-19-498	B-498	Vinyl	White	12-10	1.000 (25.4)	1.000 (25.4)	250	M61-R4310
Fig. 29	PTL-18-498	B-498	Vinyl	White	10-4	0.750 (19.05)	1.000 (25.4)	250	M61-R4310
Fig. 29	PTL-30-498	B-498	Vinyl	White	10-4	0.750 (19.05)	1.500 (38.1)	250	M61-R4310
Fig. 29	PTL-31-498	B-498	Vinyl	White	10-4	1.500 (38.1)	1.000 (25.4)	250	M61-R4310
Fig. 29	PTL-28-498	B-498	Vinyl	White	10-4	1.500 (38.1)	0.250 (6.4)	750	M61-R4310
Fig. 29	PTL-29-498	B-498	Vinyl	White	10-4	1.500 (38.1)	0.500 (12.7)	500	M61-R4310
Fig. 29	PTL-32-498	B-498	Vinyl	White	10-4	1.500 (38.1)	1.500 (38.1)	250	M61-R4310
Fig. 29	PTL-21-498	B-498	Vinyl	White	—	1.000 (25.4)	2.500 (63.5)	100	M61-R4310
Fig. 29	PTL-23-498	B-498	Vinyl	White	—	1.000 (25.4)	4.000 (101.6)	100	M61-R4310
Fig. 29	PTL-33-498	B-498	Vinyl	White	—	1.500 (38.1)	4.000 (101.6)	100	M61-R4310
Fig. 29	PTL-34-498	B-498	Vinyl	White	—	1.500 (38.1)	6.000 (152.4)	50	M61-R4310
B-499 Nylon Cloth									
Fig. 29	PTL-7-499	B-499	Vinyl	White	22-16	0.500 (12.7)	0.500 (12.7)	500	M61-R4310
Fig. 29	PTL-11-499	B-499	Vinyl	White	16-10	0.500 (12.7)	0.750 (19.1)	500	M61-R4310
Fig. 29	PTL-16-499	B-499	Vinyl	White	12-10	0.375 (9.53)	1.000 (25.4)	500	M61-R4310
Fig. 29	PTL-19-499	B-499	Vinyl	White	12-10	1.000 (25.4)	1.000 (25.4)	250	M61-R4310
Fig. 29	PTL-29-499	B-499	Vinyl	White	10-4	0.500 (12.7)	1.500 (38.1)	500	M61-R4310
Fig. 29	PTL-18-499	B-499	Vinyl	White	10-4	0.750 (19.05)	1.000 (25.4)	250	M61-R4310
Fig. 29	PTL-30-499	B-499	Vinyl	White	10-4	0.750 (19.05)	1.500 (38.1)	250	M61-R4310
Fig. 29	PTL-31-499	B-499	Vinyl	White	10-4	1.000 (25.4)	1.500 (38.1)	250	M61-R4310
Fig. 29	PTL-28-499	B-499	Vinyl	White	10-4	1.500 (38.1)	0.250 (6.4)	750	M61-R4310
Fig. 29	PTL-117-499	B-499	Vinyl	White	—	0.500 (12.7)	0.500 (12.7)	500	M61-R4310
Fig. 29	PTL-84-499	B-499	Vinyl	White	—	0.900 (22.86)	0.500 (12.7)	500	M61-R4310
Fig. 29	PTL-98-499	B-499	Vinyl	White	—	1.000 (25.4)	0.375 (9.5)	500	M61-R4310
Fig. 29	PTL-21-499	B-499	Vinyl	White	—	1.000 (25.4)	2.500 (63.5)	100	M61-R4310
Fig. 29	PTL-23-499	B-499	Vinyl	White	—	1.000 (25.4)	4.000 (101.6)	100	M61-R4310
Fig. 29	PTL-81-499	B-499	Vinyl	White	—	1.900 (48.26)	0.250 (6.4)	750	M61-R4310
Fig. 29	PTL-78-499	B-499	Vinyl	White	—	1.900 (48.26)	1.000 (25.4)	250	M61-R4310

Self-Extinguishing Tedlar® Material (B-642)

- **B-642 Clear Polyvinyl fluoride Film:** A thin tape with a white printable zone and a translucent overlaminating area offers excellent flexibility for wrapping on small diameter wires. The polyvinyl fluoride film provides good self-extinguishing properties and solvent resistance.

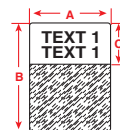


Figure 32



Diagram	Catalog #	B#	Material	Color	Label Width A Inch (mm)	Label Height B Inch (mm)	Printer Area C Inch (mm)	Labels Per Roll	Rec. Ribbon
B-642 Self-Extinguishing Polyvinyl fluoride									
Fig. 32	PTL-19-642	B-642	Polyvinyl fluoride	White	1.000 (25.4)	1.000 (25.4)	0.375 (9.5)	250	M61-R4310
Fig. 32	PTL-31-642	B-642	Polyvinyl fluoride	White	1.000 (25.4)	1.500 (38.1)	0.500 (12.7)	250	M61-R4310
Fig. 32	PTL-21-642	B-642	Polyvinyl fluoride	White	1.000 (25.4)	2.500 (63.5)	0.750 (19.1)	100	M61-R4310

Tedlar is a registered trademark of DuPont.

Wire and cable materials

Polypropylene Flags (B-425 and B-8425)

- **B-425 Polypropylene Solvent Resistant Material:** Matte white polypropylene for printing or write-on. Excellent solvent resistance and print performance; not recommended for long-term outdoor use.
- **B-8425 Polypropylene Solvent Resistant Material:** Glossy white polypropylene for printing. Excellent solvent resistance and print performance; not recommended for long-term outdoor use.

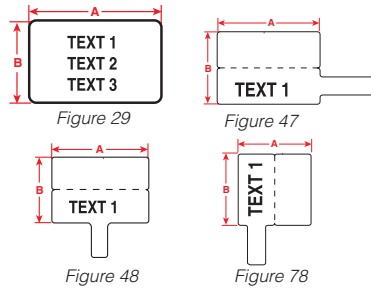


Diagram	Catalog #	B#	Material	Color	Label Width A Inch (mm)	Label Height B Inch (mm)	Labels Per Roll	Rec. Ribbon
B-425 Permanent Polypropylene								
Fig. 48	PTLFT-01-425	B-425	Polypropylene	White	1.180 (29.97)	0.788 (20)	250	M61-R6210
Fig. 47	PTLFP-01-425	B-425	Polypropylene	White	1.180 (29.97)	0.788 (20)	250	M61-R6210
Fig. 78	PTLFT-54-425	B-425	Polypropylene	White	1.490 (37.85)	1.575 (40)	100	M61-R6210
Fig. 78	PTLFP-02-425	B-425	Polypropylene	White	1.750 (44.45)	1.000 (25.4)	100	M61-R6210
B-8425 Permanent Polypropylene								
Fig. 29	PTL-10-8425	B-8425	Polypropylene	White	0.750 (19.05)	0.250 (6.4)	750	M61-R6010
Fig. 47	PTLFP-01-8425	B-8425	Polypropylene	White	1.180 (29.97)	0.788 (20)	250	M61-R6010
Fig. 48	PTLFT-01-8425	B-8425	Polypropylene	White	1.180 (29.97)	0.788 (20)	250	M61-R6010

Tag Material (B-145 and B-145FR)

- **B-145 and B-145FR Fire Retardant Polyethylene Material:** Non-adhesive tag material for identifying multi-conductor cable, inventory, equipment, lockout, safety warning repair and work in progress. B-145FR features fire retardant properties.

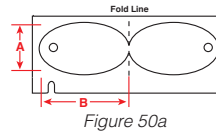


Diagram	Catalog #	B#	Material	Color	Label Width A Inch (mm)	Label Height B Inch (mm)	Labels Per Roll	Rec. Ribbon
B-145 Polyethylene Tag Material								
Fig. 50a	M61-144-145-GY	B-145	Polyethylene	Gray	0.758 (19.3)	1.206 (30.63)	100	M61-R6010
Fig. 50a	BM61-144-145-GY	B-145	Polyethylene	Gray	0.758 (19.3)	1.206 (30.63)	1000	M61-R6010
Fig. 50a	M61-145-145-GY	B-145	Polyethylene	Gray	1.000 (25.4)	1.750 (44.45)	100	M61-R6010
Fig. 50a	BM61-145-145-GY	B-145	Polyethylene	Gray	1.000 (25.4)	1.750 (44.45)	1000	M61-R6010
B-145FR Flame Retardant Polyethylene Tag Material								
Fig. 50a	M61-144-145FR-GY	B-145FR	Polyethylene	Gray	0.758 (19.3)	1.206 (30.63)	100	M61-R6010
Fig. 50a	BM61-144-145FR-GY	B-145FR	Polyethylene	Gray	0.758 (19.3)	1.206 (30.63)	1000	M61-R6010
Fig. 50a	M61-145-145FR-GY	B-145FR	Polyethylene	Gray	1.000 (25.4)	1.750 (44.45)	100	M61-R6010
Fig. 50a	BM61-145-145FR-GY	B-145FR	Polyethylene	Gray	1.000 (25.4)	1.750 (44.45)	1000	M61-R6010

BradySleeve™ Wire Markers (B-321)

- **B-321 BradySleeve™ Heat-Shrink Polyolefin:** Dot matrix printable wire and cable heat-shrinkable sleeve. Excellent resistance to oil and solvents.

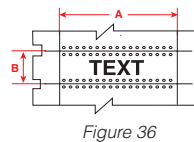


Diagram	Catalog #	B#	Material	Color	Approx. Wire Gauge	Minimum Wire Dia. Inch (mm)	Maximum Wire Dia. Inch (mm)	Diameter as Supplied B Inch (mm)	Sleeve Width A Inch (mm)	Labels Per Roll	Rec. Ribbon
B-321 BradySleeve™ Heat-Shrink Polyolefin											
Fig. 36	PTS-0.45-350-321	B-321	Polyolefin	White	16-10	0.075 (1.91)	0.160 (4.06)	0.450 (11.43)	0.350 (8.9)	500	M61-R6210
Fig. 36	PTS-0.95-350-321	B-321	Polyolefin	White	16-10	0.075 (1.91)	0.160 (4.06)	0.950 (24.13)	0.350 (8.9)	500	M61-R6210
Fig. 36	PTS-1.90-350-321	B-321	Polyolefin	White	16-10	0.075 (1.91)	0.160 (4.06)	1.900 (48.26)	0.350 (8.9)	500	M61-R6210
Fig. 36	PTS-0.45-500-321	B-321	Polyolefin	White	10-8	0.160 (4.06)	0.235 (5.97)	0.450 (11.43)	0.500 (12.7)	500	M61-R6210
Fig. 36	PTS-0.95-500-321	B-321	Polyolefin	White	10-8	0.160 (4.06)	0.235 (5.97)	0.950 (24.13)	0.500 (12.7)	500	M61-R6210
Fig. 36	PTS-1.90-500-321	B-321	Polyolefin	White	10-8	0.160 (4.06)	0.235 (5.97)	1.900 (48.26)	0.500 (12.7)	250	M61-R6210
Fig. 36	PTS-0.95-750-321	B-321	Polyolefin	White	4-2	0.335 (8.51)	0.390 (9.91)	0.950 (24.13)	0.750 (19.1)	250	M61-R6210
Fig. 36	PTS-1.90-750-321	B-321	Polyolefin	White	4-2	0.335 (8.51)	0.390 (9.91)	1.900 (48.26)	0.750 (19.1)	250	M61-R6210
Fig. 36	PTS-0.95-1000-321	B-321	Polyolefin	White	1-0	0.375 (9.53)	0.540 (13.72)	0.950 (24.13)	1.000 (25.4)	250	M61-R6210
Fig. 36	PTS-1.90-1000-321	B-321	Polyolefin	White	1-0	0.375 (9.53)	0.540 (13.72)	1.900 (48.26)	1.000 (25.4)	250	M61-R6210

Wire and cable materials

Durasleeve® Wire Marking Inserts (B-390)

- **B-390 Durasleeve® Polypropylene Material:** Matte white polypropylene material is designed to be printed and affixed to a wire using extruded, clear PVC Brady wire marking carriers.

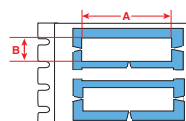


Figure 38




Diagram	Catalog #	B#	Material	Color	Label Width A Inch (mm)	Label Height B Inch (mm)	Labels Per Roll	Rec. Ribbon
B-390 DuraSleeve® Polypropylene Inserts								
Fig. 38	BPTDS-15-390	B-390	Polypropylene	White	0.590 (15)	0.163 (4.14)	3000	M61-R6010
Fig. 38	PTDS-15-390	B-390	Polypropylene	White	0.590 (15)	0.163 (4.14)	300	M61-R6010
Fig. 38	BPTDS-30-390	B-390	Polypropylene	White	1.181 (30)	0.163 (4.14)	3000	M61-R6010
Fig. 38	PTDS-30-390	B-390	Polypropylene	White	1.181 (30)	0.163 (4.14)	300	M61-R6010

0.590 in. Width Clear Carriers

Catalog #	Carrier Width Inch (mm)	Wire Outside Diameter Inch (mm)	Wire Gauge	Qty/ Pkg
DMC-1.3/3-15	0.590 (14.98)	0.051 (1.30) to 0.118 (3.00)	20-12	2000
DMC-2.5/5-15	0.590 (14.98)	0.098 (2.50) to 0.197 (500)	16-10	3000
DMC-4/10-15	0.590 (14.98)	0.157 (4.00) to 0.393 (10.00)	10-4	4000
DMC-8/16-15	0.590 (14.98)	0.315 (8.00) to 0.630 (16.00)	6-250	7500

1.180 in. Width Clear Carriers

Catalog #	Carrier Width Inch (mm)	Wire Outside Diameter Inch (mm)	Wire Gauge	Qty/ Pkg
DMC-1.3/3-30	1.180 (29.97)	0.051 (1.30) to 0.118 (3.00)	20-12	500
DMC-2.5/5-30	1.180 (29.97)	0.098 (2.50) to 0.197 (500)	16-10	100
DMC-4/10-30	1.180 (29.97)	0.157 (4.00) to 0.393 (10.00)	10-4	200
DMC-8/16-30	1.180 (29.97)	0.315 (8.00) to 0.630 (16.00)	6-250	250

PermaSleeve® PSFR Fluid Resistant Wire Marking Sleeves (B-344)

3:1 shrink ratio sleeves designed for labeling wires in applications with exposure to fuels, lubricants and harsh chemicals such as in aerospace.

- **B-344 PSFR Fluid Resistant Permasleeves:** Resistant to harsh chemicals, including JP8 Jet Fuel, Skydrol® and DOT 3 brake fluid. Meets the following industry specifications: SAE-AMS-DTL-23053/6 (class 1) and MIL-STD-202G method 215K.

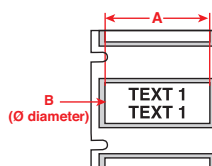


Figure 44



Diagram	Catalog #	Color	Approx. Wire Gauge	Minimum Wire Dia. Inch (mm)	Maximum Wire Dia. Inch (mm)	Diameter as Supplied B Inch (mm)	Sleeve Width A Inch (mm)	Recovered Diameter Inch (mm)	Qty. Per Roll	Rec. Ribbon
B-344 PermaSleeve - PSFR										
Fig. 44	** PSFR-187-175-WT	White	18-12	0.062 (1.6)	0.150 (3.8)	0.187 (4.8)	1.750 (44.5)	0.062 (1.6)	100	M61-R6610
Fig. 44	** PSFR-250-1-WT	White	20-10	0.083 (2.1)	0.215 (5.5)	0.250 (6.4)	1.000 (25.4)	0.083 (2.1)	100	M61-R6610
Fig. 44	** PSFR-500-1-WT	White	8-1	0.166 (4.2)	0.450 (11.4)	0.500 (12.7)	1.000 (25.4)	0.166 (4.2)	100	M61-R6610
Fig. 44	** PSFR-250-1-YL	Yellow	20-10	0.083 (2.1)	0.215 (5.5)	0.250 (6.4)	1.000 (25.4)	0.083 (2.1)	100	M61-R6610
Fig. 44	** PSFR-250-175-YL	Yellow	20-10	0.083 (2.1)	0.215 (5.5)	0.250 (6.4)	1.750 (44.5)	0.083 (2.1)	100	M61-R6610
Fig. 44	** PSFR-750-175-BK	Black	8-1	0.250 (6.4)	0.700 (17.8)	0.750 (19.1)	1.750 (44.5)	0.250 (6.4)	100	M61-R6710-WT

** ⚠️ **WARNING:** Cancer www.P65Warnings.ca.gov

Wire and cable materials

PermaSleeve® PSPT Wire Marking Sleeves (B-342)

These heat-shrink sleeves are the ultimate in marker durability, permanence and aesthetic appearance. Fast shrink rate saves time and costs during installation.

• B-342 PSPT Polyolefin PermaSleeves:

Military / Industrial grade 3:1 shrink ratio. Meet SAE 23053/5 Class 1 spec. Available as individual die-cut or continuous cut-to-length tubing.

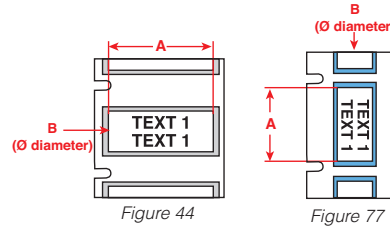


Diagram	Catalog #	Color	Approx. Wire Gauge	Minimum Wire Diameter Inch (mm)	Maximum Wire Diameter Inch (mm)	Diameter as Supplied B Inch (mm)	Recovered Diameter Inch (mm)	Sleeve Width A Inch (mm)	Qty. Per Roll	Rec. Ribbon
Fig. 44	** PSPT-094-1-WT	White	28-18	0.023 (0.6)	0.080 (2)	0.094 (2.4)	0.023 (0.6)	1.000 (25.4)	100	M61-R6610
Fig. 44	** PSPT-094-175-WT	White	28-18	0.023 (0.6)	0.080 (2)	0.094 (2.4)	0.023 (0.6)	1.750 (44.5)	100	M61-R6610
Fig. 77	** PSPT-094-2-WT-R	White	28-20	0.023 (0.6)	0.080 (2)	0.094 (2.4)	0.023 (0.6)	2.000 (50.8)	70	M61-R6610
Fig. 44	** PSPT-125-1-WT	White	22-16	0.046 (1.2)	0.110 (2.8)	0.125 (3.2)	0.046 (1.2)	1.000 (25.4)	100	M61-R6610
Fig. 44	** PSPT-125-175-WT	White	22-16	0.046 (1.2)	0.110 (2.8)	0.125 (3.2)	0.046 (1.2)	1.750 (44.5)	100	M61-R6610
Fig. 77	** PSPT-125-2-WT-R	White	22-16	0.046 (1.2)	0.110 (2.8)	0.125 (3.2)	0.046 (1.2)	2.000 (50.8)	70	M61-R6610
Fig. 44	** PSPT-187-1-WT	White	18-12	0.062 (1.6)	0.150 (3.8)	0.187 (4.8)	0.062 (1.6)	1.000 (25.4)	100	M61-R6610
Fig. 44	** PSPT-187-175-WT	White	18-12	0.062 (1.6)	0.150 (3.8)	0.187 (4.8)	0.062 (1.6)	1.750 (44.5)	100	M61-R6610
Fig. 77	** PSPT-187-2-WT-R	White	20-10	0.062 (1.6)	0.150 (3.8)	0.187 (4.8)	0.062 (1.6)	2.000 (50.8)	70	M61-R6610
Fig. 44	** PSPT-250-1-WT	White	16-10	0.094 (2.4)	0.215 (5.5)	0.250 (6.4)	0.094 (2.4)	1.000 (25.4)	100	M61-R6610
Fig. 44	** PSPT-250-175-WT	White	16-10	0.094 (2.4)	0.215 (5.5)	0.250 (6.4)	0.094 (2.4)	1.750 (44.5)	100	M61-R6610
Fig. 77	** PSPT-250-2-WT-R	White	16-8	0.094 (2.4)	0.215 (5.5)	0.250 (6.4)	0.094 (2.4)	2.000 (50.8)	70	M61-R6610
Fig. 44	** PSPT-375-1-WT	White	12-6	0.125 (3.2)	0.320 (8.1)	0.375 (9.5)	0.125 (3.2)	1.000 (25.4)	100	M61-R6610
Fig. 44	** PSPT-375-175-WT	White	12-6	0.125 (3.2)	0.320 (8.1)	0.375 (9.5)	0.125 (3.2)	1.750 (44.5)	100	M61-R6610
Fig. 77	** PSPT-375-2-WT-R	White	12-4	0.125 (3.2)	0.320 (8.1)	0.375 (9.5)	0.125 (3.2)	2.000 (50.8)	70	M61-R6610
Fig. 44	** PSPT-500-1-WT	White	8-1	0.187 (4.8)	0.450 (11.4)	0.500 (12.7)	0.187 (4.8)	1.000 (25.4)	100	M61-R6610
Fig. 44	** PSPT-500-175-WT	White	8-1	0.187 (4.8)	0.450 (11.4)	0.500 (12.7)	0.187 (4.8)	1.750 (44.5)	100	M61-R6610
Fig. 77	** PSPT-500-2-WT-R	White	8-1	0.187 (4.8)	0.450 (11.4)	0.500 (12.7)	0.187 (4.8)	2.000 (50.8)	70	M61-R6610
Fig. 44	** PSPT-750-1-WT	White	8-1	0.250 (6.4)	0.700 (17.8)	0.750 (19.1)	0.250 (6.4)	1.000 (25.4)	100	M61-R6610
Fig. 44	** PSPT-750-175-WT	White	8-1	0.250 (6.4)	0.700 (17.8)	0.750 (19.1)	0.250 (6.4)	1.750 (44.5)	100	M61-R6610
Fig. 77	** PSPT-750-2-WT-R	White	2 to 4/0	0.250 (6.4)	0.700 (17.8)	0.750 (19.1)	0.250 (6.4)	2.000 (50.8)	70	M61-R6610
Fig. 44	** PSPT-1000-1-WT	White	500-1	0.375 (9.5)	0.950 (24.1)	1.000 (25.4)	0.375 (9.5)	1.000 (25.4)	50	M61-R6610
Fig. 44	** PSPT-1000-175-WT	White	500-1	0.375 (9.5)	0.950 (24.1)	1.000 (25.4)	0.375 (9.5)	1.750 (44.5)	50	M61-R6610
Fig. 77	** PSPT-1000-2-WT-R	White	2 to 0.95	0.375 (9.5)	0.950 (24.1)	1.000 (25.4)	0.375 (9.5)	2.000 (50.8)	70	M61-R6610
Fig. 44	** PSPT-094-1-YL	Yellow	28-18	0.023 (0.6)	0.080 (2)	0.094 (2.4)	0.023 (0.6)	1.000 (25.4)	100	M61-R6610
Fig. 44	** PSPT-094-175-YL	Yellow	28-18	0.023 (0.6)	0.080 (2)	0.094 (2.4)	0.023 (0.6)	1.750 (44.5)	100	M61-R6610
Fig. 77	** PSPT-094-2-YL-R	Yellow	28-20	0.023 (0.6)	0.080 (2)	0.094 (2.4)	0.023 (0.6)	2.000 (50.8)	70	M61-R6610
Fig. 44	** PSPT-125-1-YL	Yellow	22-16	0.046 (1.2)	0.110 (2.8)	0.125 (3.2)	0.046 (1.2)	1.000 (25.4)	100	M61-R6610
Fig. 44	** PSPT-125-175-YL	Yellow	22-16	0.046 (1.2)	0.110 (2.8)	0.125 (3.2)	0.046 (1.2)	1.750 (44.5)	100	M61-R6610
Fig. 77	** PSPT-125-2-YL-R	Yellow	22-16	0.046 (1.2)	0.110 (2.8)	0.125 (3.2)	0.046 (1.2)	2.000 (50.8)	70	M61-R6610
Fig. 44	** PSPT-187-1-YL	Yellow	18-12	0.062 (1.6)	0.150 (3.8)	0.187 (4.8)	0.062 (1.6)	1.000 (25.4)	100	M61-R6610
Fig. 44	** PSPT-187-175-YL	Yellow	18-12	0.062 (1.6)	0.150 (3.8)	0.187 (4.8)	0.062 (1.6)	1.750 (44.5)	100	M61-R6610
Fig. 77	** PSPT-187-2-YL-R	Yellow	20-10	0.062 (1.6)	0.150 (3.8)	0.187 (4.8)	0.062 (1.6)	2.000 (50.8)	70	M61-R6610
Fig. 44	** PSPT-250-1-YL	Yellow	16-10	0.094 (2.4)	0.215 (5.5)	0.250 (6.4)	0.094 (2.4)	1.000 (25.4)	100	M61-R6610
Fig. 44	** PSPT-250-175-YL	Yellow	16-10	0.094 (2.4)	0.215 (5.5)	0.250 (6.4)	0.094 (2.4)	1.750 (44.5)	100	M61-R6610
Fig. 77	** PSPT-250-2-YL-R	Yellow	16-8	0.094 (2.4)	0.215 (5.5)	0.250 (6.4)	0.094 (2.4)	2.000 (50.8)	70	M61-R6610
Fig. 44	** PSPT-375-1-YL	Yellow	12-6	0.125 (3.2)	0.320 (8.1)	0.375 (9.5)	0.125 (3.2)	1.000 (25.4)	100	M61-R6610
Fig. 44	** PSPT-375-175-YL	Yellow	12-6	0.125 (3.2)	0.320 (8.1)	0.375 (9.5)	0.125 (3.2)	1.750 (44.5)	100	M61-R6610
Fig. 77	** PSPT-375-2-YL-R	Yellow	12-4	0.125 (3.2)	0.320 (8.1)	0.375 (9.5)	0.125 (3.2)	2.000 (50.8)	70	M61-R6610
Fig. 44	** PSPT-500-1-YL	Yellow	8-1	0.187 (4.8)	0.450 (11.4)	0.500 (12.7)	0.187 (4.8)	1.000 (25.4)	100	M61-R6610
Fig. 44	** PSPT-500-175-YL	Yellow	8-1	0.187 (4.8)	0.450 (11.4)	0.500 (12.7)	0.187 (4.8)	1.750 (44.5)	100	M61-R6610
Fig. 77	** PSPT-500-2-YL-R	Yellow	8-1	0.187 (4.8)	0.450 (11.4)	0.500 (12.7)	0.187 (4.8)	2.000 (50.8)	70	M61-R6610
Fig. 44	** PSPT-750-1-YL	Yellow	8-1	0.250 (6.4)	0.700 (17.8)	0.750 (19.1)	0.250 (6.4)	1.000 (25.4)	100	M61-R6610
Fig. 44	** PSPT-750-175-YL	Yellow	8-1	0.250 (6.4)	0.700 (17.8)	0.750 (19.1)	0.250 (6.4)	1.750 (44.5)	100	M61-R6610
Fig. 77	** PSPT-750-2-YL-R	Yellow	2 to 4/0	0.250 (6.4)	0.700 (17.8)	0.750 (19.1)	0.250 (6.4)	2.000 (50.8)	70	M61-R6610
Fig. 44	** PSPT-1000-1-YL	Yellow	500-1	0.375 (9.5)	0.950 (24.1)	1.000 (25.4)	0.375 (9.5)	1.000 (25.4)	50	M61-R6610
Fig. 44	** PSPT-1000-175-YL	Yellow	500-1	0.375 (9.5)	0.950 (24.1)	1.000 (25.4)	0.375 (9.5)	1.750 (44.5)	50	M61-R6610
Fig. 77	** PSPT-1000-2-YL-R	Yellow	2 to 0.95	0.375 (9.5)	0.950 (24.1)	1.000 (25.4)	0.375 (9.5)	2.000 (50.8)	70	M61-R6610

** ⚠️ **WARNING:** Cancer www.P65Warnings.ca.gov

Wire and cable materials

B-342 PSPT PermaSleeves (cont.)

Diagram	Catalog #	Color	Approx. Wire Gauge	Minimum Wire Diameter Inch (mm)	Maximum Wire Diameter Inch (mm)	Diameter as Supplied B Inch (mm)	Recovered Diameter Inch (mm)	Sleeve Width A Inch (mm)	Qty. Per Roll	Rec. Ribbon
Fig. 77	** PSPT-094-2-BK-R	Black	28-20	0.023 (0.6)	0.080 (2)	0.094 (2.4)	0.023 (0.6)	2.000 (50.8)	70	M61-R6710-WT
Fig. 44	** PSPT-125-1-BK	Black	22-16	0.046 (1.2)	0.110 (2.8)	0.125 (3.2)	0.046 (1.2)	1.000 (25.4)	100	M61-R6710-WT
Fig. 77	** PSPT-125-2-BK-R	Black	22-16	0.046 (1.2)	0.110 (2.8)	0.125 (3.2)	0.046 (1.2)	2.000 (50.8)	70	M61-R6710-WT
Fig. 44	** PSPT-187-1-BK	Black	18-12	0.062 (1.6)	0.150 (3.8)	0.187 (4.8)	0.062 (1.6)	1.000 (25.4)	100	M61-R6710-WT
Fig. 44	** PSPT-187-175-BK	Black	18-12	0.062 (1.6)	0.150 (3.8)	0.187 (4.8)	0.062 (1.6)	1.750 (44.5)	100	M61-R6710-WT
Fig. 44	** PSPT-187-2-BK-R	Black	20-10	0.062 (1.6)	0.150 (3.8)	0.187 (4.8)	0.062 (1.6)	2.000 (50.8)	70	M61-R6710-WT
Fig. 44	** PSPT-250-1-BK	Black	16-10	0.094 (2.4)	0.215 (5.5)	0.250 (6.4)	0.094 (2.4)	1.000 (25.4)	100	M61-R6710-WT
Fig. 44	** PSPT-250-2-BK-R	Black	16-8	0.094 (2.4)	0.215 (5.5)	0.250 (6.4)	0.094 (2.4)	2.000 (50.8)	70	M61-R6710-WT
Fig. 44	** PSPT-375-2-BK-R	Black	12-4	0.125 (3.2)	0.320 (8.1)	0.375 (9.5)	0.125 (3.2)	2.000 (50.8)	70	M61-R6710-WT
Fig. 44	** PSPT-500-175-BK	Black	8-1	0.187 (4.8)	0.450 (11.4)	0.500 (12.7)	0.187 (4.8)	1.750 (44.5)	100	M61-R6710-WT
Fig. 77	** PSPT-500-2-BK-R	Black	8-1	0.187 (4.8)	0.450 (11.4)	0.500 (12.7)	0.187 (4.8)	2.000 (50.8)	70	M61-R6710-WT
Fig. 77	** PSPT-750-2-BK-R	Black	2 to 4/0	0.250 (6.4)	0.700 (17.8)	0.750 (19.1)	0.250 (6.4)	2.000 (50.8)	70	M61-R6710-WT
Fig. 44	** PSPT-1000-2-BK-R	Black	2 to 0.95	0.375 (9.5)	0.950 (24.1)	1.000 (25.4)	0.375 (9.5)	2.000 (50.8)	70	M61-R6710-WT
Fig. 44	** PSPT-1000-175-BK	Black	500-1	0.375 (9.5)	0.950 (24.1)	1.000 (25.4)	0.375 (9.5)	1.750 (44.5)	50	M61-R6710-WT
Fig. 44	** PSPT-094-1-BL	Blue	28-18	0.023 (0.6)	0.080 (2)	0.094 (2.4)	0.023 (0.6)	1.000 (25.4)	100	M61-R6710-WT
Fig. 44	** PSPT-094-175-BL	Blue	28-18	0.023 (0.6)	0.080 (2)	0.094 (2.4)	0.023 (0.6)	1.750 (44.5)	100	M61-R6710-WT
Fig. 44	** PSPT-125-1-BL	Blue	22-16	0.046 (1.2)	0.110 (2.8)	0.125 (3.2)	0.046 (1.2)	1.000 (25.4)	100	M61-R6710-WT
Fig. 44	** PSPT-187-1-BL	Blue	18-12	0.062 (1.6)	0.150 (3.8)	0.187 (4.8)	0.062 (1.6)	1.000 (25.4)	100	M61-R6710-WT
Fig. 44	** PSPT-375-1-BL	Blue	12-6	0.125 (3.2)	0.320 (8.1)	0.375 (9.5)	0.125 (3.2)	1.000 (25.4)	100	M61-R6710-WT
Fig. 44	** PSPT-375-175-BL	Blue	12-6	0.125 (3.2)	0.320 (8.1)	0.375 (9.5)	0.125 (3.2)	1.750 (44.5)	100	M61-R6710-WT
Fig. 44	** PSPT-500-175-BL	Blue	8-1	0.187 (4.8)	0.450 (11.4)	0.500 (12.7)	0.187 (4.8)	1.750 (44.5)	100	M61-R6710-WT
Fig. 44	** PSPT-1000-175-BL	Blue	500-1	0.375 (9.5)	0.950 (24.1)	1.000 (25.4)	0.375 (9.5)	1.750 (44.5)	50	M61-R6710-WT
Fig. 44	** PSPT-094-1-GR	Green	28-18	0.023 (0.6)	0.080 (2)	0.094 (2.4)	0.023 (0.6)	1.000 (25.4)	100	M61-R6710-WT
Fig. 44	** PSPT-125-175-GR	Green	22-16	0.046 (1.2)	0.110 (2.8)	0.125 (3.2)	0.046 (1.2)	1.750 (44.5)	100	M61-R6710-WT
Fig. 44	** PSPT-187-1-GR	Green	18-12	0.062 (1.6)	0.150 (3.8)	0.187 (4.8)	0.062 (1.6)	1.000 (25.4)	100	M61-R6710-WT
Fig. 44	** PSPT-187-175-GR	Green	18-12	0.062 (1.6)	0.150 (3.8)	0.187 (4.8)	0.062 (1.6)	1.750 (44.5)	100	M61-R6710-WT
Fig. 44	** PSPT-250-175-GR	Green	16-10	0.094 (2.4)	0.215 (5.5)	0.250 (6.4)	0.094 (2.4)	1.750 (44.5)	100	M61-R6710-WT
Fig. 44	** PSPT-375-175-GR	Green	12-6	0.125 (3.2)	0.320 (8.1)	0.375 (9.5)	0.125 (3.2)	1.750 (44.5)	100	M61-R6710-WT
Fig. 44	** PSPT-500-175-GR	Green	8-1	0.187 (4.8)	0.450 (11.4)	0.500 (12.7)	0.187 (4.8)	1.750 (44.5)	100	M61-R6710-WT
Fig. 44	** PSPT-1000-175-GR	Green	500-1	0.375 (9.5)	0.950 (24.1)	1.000 (25.4)	0.375 (9.5)	1.750 (44.5)	50	M61-R6710-WT
Fig. 44	** PSPT-094-1-OR	Orange	28-18	0.023 (0.6)	0.080 (2)	0.094 (2.4)	0.023 (0.6)	1.000 (25.4)	100	M61-R6610
Fig. 44	** PSPT-094-175-OR	Orange	28-18	0.023 (0.6)	0.080 (2)	0.094 (2.4)	0.023 (0.6)	1.750 (44.5)	100	M61-R6610
Fig. 44	** PSPT-125-175-OR	Orange	22-16	0.046 (1.2)	0.110 (2.8)	0.125 (3.2)	0.046 (1.2)	1.750 (44.5)	100	M61-R6610
Fig. 44	** PSPT-187-175-OR	Orange	18-12	0.062 (1.6)	0.150 (3.8)	0.187 (4.8)	0.062 (1.6)	1.750 (44.5)	100	M61-R6610
Fig. 44	** PSPT-250-1-OR	Orange	16-10	0.094 (2.4)	0.215 (5.5)	0.250 (6.4)	0.094 (2.4)	1.000 (25.4)	100	M61-R6610
Fig. 44	** PSPT-250-175-OR	Orange	16-10	0.094 (2.4)	0.215 (5.5)	0.250 (6.4)	0.094 (2.4)	1.750 (44.5)	100	M61-R6610
Fig. 44	** PSPT-375-1-OR	Orange	12-6	0.125 (3.2)	0.320 (8.1)	0.375 (9.5)	0.125 (3.2)	1.000 (25.4)	100	M61-R6610
Fig. 44	** PSPT-375-175-OR	Orange	12-6	0.125 (3.2)	0.320 (8.1)	0.375 (9.5)	0.125 (3.2)	1.750 (44.5)	100	M61-R6610
Fig. 44	** PSPT-500-1-OR	Orange	8-1	0.187 (4.8)	0.450 (11.4)	0.500 (12.7)	0.187 (4.8)	1.000 (25.4)	100	M61-R6610
Fig. 44	** PSPT-1000-175-OR	Orange	500-1	0.375 (9.5)	0.950 (24.1)	1.000 (25.4)	0.375 (9.5)	1.750 (44.5)	50	M61-R6610
Fig. 44	** PSPT-094-1-RD	Red	28-18	0.023 (0.6)	0.080 (2)	0.094 (2.4)	0.023 (0.6)	1.000 (25.4)	100	M61-R6710-WT
Fig. 44	** PSPT-125-1-RD	Red	22-16	0.046 (1.2)	0.110 (2.8)	0.125 (3.2)	0.046 (1.2)	1.000 (25.4)	100	M61-R6710-WT
Fig. 44	** PSPT-187-1-RD	Red	18-12	0.062 (1.6)	0.150 (3.8)	0.187 (4.8)	0.062 (1.6)	1.000 (25.4)	100	M61-R6710-WT
Fig. 44	** PSPT-187-175-RD	Red	18-12	0.062 (1.6)	0.150 (3.8)	0.187 (4.8)	0.062 (1.6)	1.750 (44.5)	100	M61-R6710-WT
Fig. 44	** PSPT-250-1-RD	Red	16-10	0.094 (2.4)	0.215 (5.5)	0.250 (6.4)	0.094 (2.4)	1.000 (25.4)	100	M61-R6710-WT
Fig. 44	** PSPT-250-175-RD	Red	16-10	0.094 (2.4)	0.215 (5.5)	0.250 (6.4)	0.094 (2.4)	1.750 (44.5)	100	M61-R6710-WT
Fig. 44	** PSPT-375-1-RD	Red	12-6	0.125 (3.2)	0.320 (8.1)	0.375 (9.5)	0.125 (3.2)	1.000 (25.4)	100	M61-R6710-WT
Fig. 44	** PSPT-375-175-RD	Red	12-6	0.125 (3.2)	0.320 (8.1)	0.375 (9.5)	0.125 (3.2)	1.750 (44.5)	100	M61-R6710-WT
Fig. 44	** PSPT-500-175-RD	Red	8-1	0.187 (4.8)	0.450 (11.4)	0.500 (12.7)	0.187 (4.8)	1.750 (44.5)	100	M61-R6710-WT
Fig. 44	** PSPT-1000-175-RD	Red	500-1	0.375 (9.5)	0.950 (24.1)	1.000 (25.4)	0.375 (9.5)	1.750 (44.5)	50	M61-R6710-WT
Fig. 44	** PSPT-250-1-PK	Pink	16-10	0.094 (2.4)	0.215 (5.5)	0.250 (6.4)	0.094 (2.4)	1.000 (25.4)	100	M61-R6610
Fig. 44	** PSPT-375-175-PK	Pink	12-6	0.125 (3.2)	0.320 (8.1)	0.375 (9.5)	0.125 (3.2)	1.750 (44.5)	100	M61-R6610
Fig. 44	** PSPT-1000-175-PK	Pink	500-1	0.375 (9.5)	0.950 (24.1)	1.000 (25.4)	0.375 (9.5)	1.750 (44.5)	50	M61-R6610
Fig. 44	** PSPT-187-1-VT	Violet	18-12	0.062 (1.6)	0.150 (3.8)	0.187 (4.8)	0.062 (1.6)	1.000 (25.4)	100	M61-R6710-WT
Fig. 44	** PSPT-1000-175-VT	Violet	500-1	0.375 (9.5)	0.950 (24.1)	1.000 (25.4)	0.375 (9.5)	1.750 (44.5)	50	M61-R6710-WT
Fig. 44	** PSPT-375-1-GY	Gray	12-6	0.125 (3.2)	0.320 (8.1)	0.375 (9.5)	0.125 (3.2)	1.000 (25.4)	100	M61-R6710-WT
Fig. 44	** PSPT-1000-175-GY	Gray	500-1	0.375 (9.5)	0.950 (24.1)	1.000 (25.4)	0.375 (9.5)	1.750 (44.5)	50	M61-R6710-WT
Fig. 44	** PSPT-500-175-BR	Brown	8-1	0.187 (4.8)	0.450 (11.4)	0.500 (12.7)	0.187 (4.8)	1.750 (44.5)	100	M61-R6710-WT
Fig. 44	** PSPT-1000-175-BR	Brown	500-1	0.375 (9.5)	0.950 (24.1)	1.000 (25.4)	0.375 (9.5)	1.750 (44.5)	50	M61-R6710-WT

**  **WARNING:** Cancer www.P65Warnings.ca.gov

Wire and cable materials

PermaSleeve® PSHT High Heat Wire Marking Sleeves (B-345)

Specifically designed for high temperature and low vacuum outgassing applications.

- **B-345 PSHT Polyolefin PermaSleeves:** Made from irradiated high temperature PVDF and have an operating temperature of -67°F to +437°F (-55°C to +225°C). Meet industry specifications: NASA SP-R-0022A Outgassing Performance; SAE-AS-81531; MIL-STD-202; RoHS compliant. Tested per SAE-AMS-DTL-23053/18, Class 2; ASTM E162, ASTM E662.

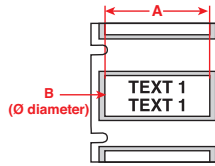


Diagram	Catalog #	Color	Approx. Wire Gauge	Minimum Wire Diameter Inch (mm)	Maximum Wire Diameter Inch (mm)	Diameter as Supplied B Inch (mm)	Sleeve Width A Inch (mm)	Recovered Diameter Inch (mm)	Qty. Per Roll	Rec. Ribbon
Fig. 44	PSHT-094-1-WT	White	26-18	0.031 (0.8)	0.080 (2)	0.094 (2.4)	1.000 (25.4)	0.031 (0.8)	100	M61-R6610
Fig. 44	PSHT-094-175-WT	White	26-18	0.031 (0.8)	0.080 (2)	0.094 (2.4)	1.750 (44.5)	0.031 (0.8)	100	M61-R6610
Fig. 44	PSHT-125-1-WT	White	20-16	0.063 (1.6)	0.110 (2.8)	0.125 (3.2)	1.000 (25.4)	0.063 (1.6)	100	M61-R6610
Fig. 44	PSHT-125-175-WT	White	20-16	0.063 (1.6)	0.110 (2.8)	0.125 (3.2)	1.750 (44.5)	0.063 (1.6)	100	M61-R6610
Fig. 44	PSHT-187-1-WT	White	16-12	0.094 (2.4)	0.150 (3.8)	0.187 (4.8)	1.000 (25.4)	0.094 (2.4)	100	M61-R6610
Fig. 44	PSHT-187-175-WT	White	16-12	0.094 (2.4)	0.150 (3.8)	0.187 (4.8)	1.750 (44.5)	0.094 (2.4)	100	M61-R6610
Fig. 44	PSHT-250-1-WT	White	14-8	0.125 (3.2)	0.215 (5.5)	0.250 (6.4)	1.000 (25.4)	0.125 (3.2)	100	M61-R6610
Fig. 44	PSHT-250-175-WT	White	14-8	0.125 (3.2)	0.215 (5.5)	0.250 (6.4)	1.750 (44.5)	0.125 (3.2)	100	M61-R6610
Fig. 44	PSHT-375-1-WT	White	10-6	0.187 (4.7)	0.320 (8.1)	0.375 (9.5)	1.000 (25.4)	0.187 (4.7)	100	M61-R6610
Fig. 44	PSHT-375-175-WT	White	10-6	0.187 (4.7)	0.320 (8.1)	0.375 (9.5)	1.750 (44.5)	0.187 (4.7)	100	M61-R6610
Fig. 44	PSHT-500-1-WT	White	8-1	0.250 (6.4)	0.450 (11.4)	0.500 (12.7)	1.000 (25.4)	0.250 (6.4)	100	M61-R6610
Fig. 44	PSHT-500-175-WT	White	8-1	0.250 (6.4)	0.450 (11.4)	0.500 (12.7)	1.750 (44.5)	0.250 (6.4)	100	M61-R6610
Fig. 44	PSHT-750-1-WT	White	4	0.375 (9.5)	0.700 (17.8)	0.750 (19.1)	1.000 (25.4)	0.375 (9.5)	100	M61-R6610
Fig. 44	PSHT-750-175-WT	White	4	0.375 (9.5)	0.700 (17.8)	0.750 (19.1)	1.750 (44.5)	0.375 (9.5)	100	M61-R6610
Fig. 44	PSHT-1000-1-WT	White	-	0.450 (11.4)	0.950 (24.1)	1.000 (25.4)	1.000 (25.4)	0.450 (11.4)	50	M61-R6610
Fig. 44	PSHT-1000-175-WT	White	-	0.450 (11.4)	0.950 (24.1)	1.000 (25.4)	1.750 (44.5)	0.450 (11.4)	50	M61-R6610
Fig. 44	PSHT-094-1-YL	Yellow	26-18	0.031 (0.8)	0.080 (2)	0.094 (2.4)	1.000 (25.4)	0.031 (0.8)	100	M61-R6610
Fig. 44	PSHT-094-175-YL	Yellow	26-18	0.031 (0.8)	0.080 (2)	0.094 (2.4)	1.750 (44.5)	0.031 (0.8)	100	M61-R6610
Fig. 44	PSHT-125-1-YL	Yellow	20-16	0.063 (1.6)	0.110 (2.8)	0.125 (3.2)	1.000 (25.4)	0.063 (1.6)	100	M61-R6610
Fig. 44	PSHT-125-175-YL	Yellow	20-16	0.063 (1.6)	0.110 (2.8)	0.125 (3.2)	1.750 (44.5)	0.063 (1.6)	100	M61-R6610
Fig. 44	PSHT-250-1-YL	Yellow	14-8	0.125 (3.2)	0.215 (5.5)	0.250 (6.4)	1.000 (25.4)	0.125 (3.2)	100	M61-R6610
Fig. 44	PSHT-250-175-YL	Yellow	14-8	0.125 (3.2)	0.215 (5.5)	0.250 (6.4)	1.750 (44.5)	0.125 (3.2)	100	M61-R6610
Fig. 44	PSHT-187-1-YL	Yellow	16-12	0.094 (2.4)	0.150 (3.8)	0.187 (4.8)	1.000 (25.4)	0.094 (2.4)	100	M61-R6610
Fig. 44	PSHT-187-175-YL	Yellow	16-12	0.094 (2.4)	0.150 (3.8)	0.187 (4.8)	1.000 (25.4)	0.094 (2.4)	100	M61-R6610
Fig. 44	PSHT-375-1-YL	Yellow	10-6	0.187 (4.7)	0.320 (8.1)	0.375 (9.5)	1.000 (25.4)	0.187 (4.7)	100	M61-R6610
Fig. 44	PSHT-375-175-YL	Yellow	10-6	0.187 (4.7)	0.320 (8.1)	0.375 (9.5)	1.750 (44.5)	0.187 (4.7)	100	M61-R6610
Fig. 44	PSHT-500-1-YL	Yellow	8-1	0.250 (6.4)	0.450 (11.4)	0.500 (12.7)	1.000 (25.4)	0.250 (6.4)	100	M61-R6610
Fig. 44	PSHT-500-175-YL	Yellow	8-1	0.250 (6.4)	0.450 (11.4)	0.500 (12.7)	1.750 (44.5)	0.250 (6.4)	100	M61-R6610
Fig. 44	PSHT-750-1-YL	Yellow	4	0.375 (9.5)	0.700 (17.8)	0.750 (19.1)	1.000 (25.4)	0.375 (9.5)	100	M61-R6610
Fig. 44	PSHT-750-175-YL	Yellow	4	0.375 (9.5)	0.700 (17.8)	0.750 (19.1)	1.750 (44.5)	0.375 (9.5)	100	M61-R6610
Fig. 44	PSHT-1000-1-YL	Yellow	-	0.450 (11.4)	0.950 (24.1)	1.000 (25.4)	1.000 (25.4)	0.450 (11.4)	50	M61-R6610
Fig. 44	PSHT-1000-175-YL	Yellow	-	0.450 (11.4)	0.950 (24.1)	1.000 (25.4)	1.750 (44.5)	0.450 (11.4)	50	M61-R6610
Fig. 44	PSHT-125-1-BK	Black	20-16	0.063 (1.6)	0.110 (2.8)	0.125 (3.2)	1.000 (25.4)	0.063 (1.6)	100	M61-R4410-WT
Fig. 44	PSHT-125-1-BL	Blue	20-16	0.063 (1.6)	0.110 (2.8)	0.125 (3.2)	1.000 (25.4)	0.063 (1.6)	100	M61-R4410-WT
Fig. 44	PSHT-125-175-BL	Blue	20-16	0.063 (1.6)	0.110 (2.8)	0.125 (3.2)	1.750 (44.5)	0.063 (1.6)	100	M61-R4410-WT
Fig. 44	PSHT-187-175-BL	Blue	16-12	0.094 (2.4)	0.150 (3.8)	0.187 (4.8)	1.750 (44.5)	0.094 (2.4)	100	M61-R4410-WT
Fig. 44	PSHT-125-1-PK	Pink	20-16	0.063 (1.6)	0.110 (2.8)	0.125 (3.2)	1.000 (25.4)	0.063 (1.6)	100	M61-R6610

Terminal block / patch panel materials

Terminal Block and Patch Panel Adhesive Strips (B-422, B-428, B-430, B-483 and B-498)

When using terminal block mode in the app, printer can serialize and pre-space to your special thin widths to fit terminal blocks.

- **B-422 Glossy Polyester Material:** Permanent adhesive, good for powder-coated and textured surfaces. Best on flat surfaces. Temp. range: -40°F to 212°F (-40°C to 100°C). UL recognized.
- **B-428 Metallized Polyester Material:** Permanent adhesive, silver finish. Temp. range: -40°F to 176°F (-40°C to 80°C). UL recognized.
- **B-430 Clear Glossy Polyester Material:** Translucent, high performance polyester material with a glossy finish. Non-colored label with permanent adhesive. Good for general purpose thermal transfer printing.
- **B-483 Polyester Material:** Permanent adhesive for powder-coated and textured surfaces. Best on flat surfaces. Temp. range: -40°F to 248°F (-40°C to 120°C). UL recognized.
- **B-498 Repositionable Vinyl Cloth Material:** Special adhesive stays put, but marker can be removed and reapplied if necessary. Temp. range -40°F to 175°F (-40°C to 79°C). UL recognized.

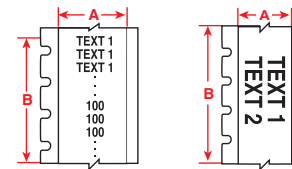



Figure 30

Figure 33

The M61C- parts below come on a notched liner which helps the BradyPrinter M611 achieve improved registration.

Diagram	Catalog #	B#	Material	Color	Label Width A Inch (mm)	Label Height B Inch (mm)	Labels Per Roll	Rec. Ribbon
B-422 Polyester								
Fig. 33	M61C-375-422	B-422	Polyester	White	0.375 (9.53)	50 ft (15.24 m)	1 roll (cont.)	M61-R6010
Fig. 33	M61C-475-422	B-422	Polyester	White	0.475 (12.07)	50 ft (15.24 m)	1 roll (cont.)	M61-R6010
Fig. 33	M61C-500-422	B-422	Polyester	White	0.500 (12.7)	50 ft (15.24 m)	1 roll (cont.)	M61-R6010
Fig. 33	M61C-625-422	B-422	Polyester	White	0.625 (15.88)	50 ft (15.24 m)	1 roll (cont.)	M61-R6010
B-428 Metallized Polyester								
Fig. 33	M61C-500-428	B-428	Polyester	Light Gray	0.500 (12.7)	50 ft (15.24 m)	1 roll (cont.)	M61-R4310
B-430 Clear Polyester								
Fig. 33	M61C-375-430	B-430	Polyester	Clear	0.375 (9.53)	50 ft (15.24 m)	1 roll (cont.)	M61-R6010
Fig. 33	M61C-500-430	B-430	Polyester	Clear	0.500 (12.7)	50 ft (15.24 m)	1 roll (cont.)	M61-R6010
B-483 Ultra Aggressive Polyester								
Fig. 30	M61C-500-483	B-483	Polyester	White	0.500 (12.7)	50 ft (15.24 m)	1 roll (cont.)	M61-R6010
B-498 Repositionable Vinyl Cloth								
Fig. 30	PTLTB-498-240	B-498	Vinyl Cloth	White	0.240 (6.1)	30 ft (9.14 m)	1 roll (cont.)	M61-R4310
Fig. 30	PTLTB-498-318	B-498	Vinyl Cloth	White	0.240 (6.1)	30 ft (9.14 m)	1 roll (cont.)	M61-R4310
Fig. 30	M61C-240-498	B-498	Vinyl Cloth	White	0.240 (6.1)	30 ft (9.14 m)	1 roll (cont.)	M61-R4310
Fig. 30	PTLTB-498-375	B-498	Vinyl Cloth	White	0.240 (6.1)	30 ft (9.14 m)	1 roll (cont.)	M61-R4310
Fig. 30	BPTLTB-498-375	B-498	Vinyl Cloth	White	0.240 (6.1)	300 ft (91.44 m)	1 roll (cont.)	M61-R4310
Fig. 30	BPTLTB-498-240	B-498	Vinyl Cloth	White	0.240 (6.1)	300 ft (91.44 m)	1 roll (cont.)	M61-R4310
Fig. 30	BPTLTB-498-318	B-498	Vinyl Cloth	White	0.240 (6.1)	300 ft (91.44 m)	1 roll (cont.)	M61-R4310
Fig. 30	M61C-318-498	B-498	Vinyl Cloth	White	0.318 (8.08)	30 ft (9.14 m)	1 roll (cont.)	M61-R4310
Fig. 30	M61C-375-498	B-498	Vinyl Cloth	White	0.375 (9.53)	30 ft (9.14 m)	1 roll (cont.)	M61-R4310
Fig. 30	PTL-8-498	B-498	Vinyl Cloth	White	0.500 (12.7)	30 ft (9.14 m)	1 roll (cont.)	M61-R4310

▶ BradyPrinter M611 Printer Magnet Accessory

(Catalog Number: BMP-MAGNET-1)

The heavy-duty magnet accessory* allows you to go hands-free with your BradyPrinter M611 printer. Simply attach the magnet to the back of your printer and then stick it to any magnetized surface.

*Sold separately.



Raised panel materials

Raised Panel (B-593)

• B-593 Foam Backed Polyester Material:

Glossy, foam-backed polyester with permanent adhesive, coined a "raised panel" label. Ideal for external pushbuttons, switches and internal connection points. Can be printed with alphanumerics for use as rating and serial plates.

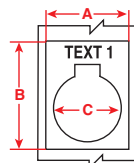


Figure 49

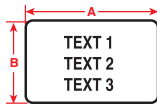


Figure 29



Diagram	Catalog #	B#	Material	Color	Label Width A Inch (mm)	Label Height B Inch (mm)	Hole Dia. Inch (mm)	Labels Per Roll	Rec. Ribbon
Push Button Format									
Fig. 49	PTLEP-167-593	B-593	Polyester	White	1.200 (30.48)	1.500 (38.1)	0.886 (22.5)	100	M61-R6010
Fig. 49	PTLEP-168-593	B-593	Polyester	White	1.200 (30.48)	1.900 (48.3)	0.886 (22.5)	100	M61-R6010
Fig. 49	PTLEP-169-593	B-593	Polyester	White	1.800 (45.72)	1.800 (45.7)	1.201 (30.5)	100	M61-R6010
Fig. 49	PTLEP-167-593-YL	B-593	Polyester	Yellow	1.200 (30.48)	1.500 (38.1)	0.886 (22.5)	100	M61-R6010
Fig. 49	PTLEP-168-593-YL	B-593	Polyester	Yellow	1.200 (30.48)	1.900 (48.3)	0.886 (22.5)	100	M61-R6010
Fig. 49	PTLEP-169-593-YL	B-593	Polyester	Yellow	1.800 (45.72)	1.800 (45.7)	1.201 (30.5)	100	M61-R6010
Fig. 49	PTLEP-167-593-RD	B-593	Polyester	Red	1.200 (30.48)	1.500 (38.1)	0.886 (22.5)	100	M61-R4410-WT
Fig. 49	PTLEP-168-593-RD	B-593	Polyester	Red	1.200 (30.48)	1.900 (48.3)	0.886 (22.5)	100	M61-R4410-WT
Fig. 49	PTLEP-169-593-RD	B-593	Polyester	Red	1.800 (45.72)	1.800 (45.7)	1.201 (30.5)	100	M61-R4410-WT
Fig. 49	PTLEP-167-593-GN	B-593	Polyester	Green	1.200 (30.48)	1.500 (38.1)	0.886 (22.5)	100	M61-R4410-WT
Fig. 49	PTLEP-168-593-GN	B-593	Polyester	Green	1.200 (30.48)	1.900 (48.3)	0.886 (22.5)	100	M61-R4410-WT
Fig. 49	PTLEP-169-593-GN	B-593	Polyester	Green	1.800 (45.72)	1.800 (45.7)	1.201 (30.5)	100	M61-R4410-WT
Fig. 49	PTLEP-167-593-BK	B-593	Polyester	Black	1.200 (30.48)	1.500 (38.1)	0.886 (22.5)	100	M61-R4410-WT
Fig. 49	PTLEP-168-593-BK	B-593	Polyester	Black	1.200 (30.48)	1.900 (48.3)	0.886 (22.5)	100	M61-R4410-WT
Fig. 49	PTLEP-169-593-BK	B-593	Polyester	Black	1.800 (45.72)	1.800 (45.7)	1.201 (30.5)	100	M61-R4410-WT
Rectangular Format									
Fig. 29	PTLEP-173-593	B-593	Polyester	White	1.000 (25.4)	2.000 (50.8)	-	100	M61-R6010
Fig. 29	PTLEP-176-593	B-593	Polyester	White	1.000 (25.4)	3.000 (76.2)	-	50	M61-R6010
Fig. 29	PTLEP-174-593	B-593	Polyester	White	1.000 (25.4)	4.000 (101.6)	-	50	M61-R6010
Fig. 29	PTLEP-171-593	B-593	Polyester	White	1.060 (26.9)	0.490 (12.4)	-	200	M61-R6010
Fig. 29	PTLEP-173-593-YL	B-593	Polyester	Yellow	1.000 (25.4)	2.000 (50.8)	-	100	M61-R6010
Fig. 29	PTLEP-176-593-YL	B-593	Polyester	Yellow	1.000 (25.4)	3.000 (76.2)	-	50	M61-R6010
Fig. 29	PTLEP-174-593-YL	B-593	Polyester	Yellow	1.000 (25.4)	4.000 (101.6)	-	50	M61-R6010
Fig. 29	PTLEP-171-593-YL	B-593	Polyester	Yellow	1.060 (26.9)	0.490 (12.4)	-	200	M61-R6010
Fig. 29	PTLEP-173-593-RD	B-593	Polyester	Red	1.000 (25.4)	2.000 (50.8)	-	100	M61-R4410-WT
Fig. 29	PTLEP-176-593-RD	B-593	Polyester	Red	1.000 (25.4)	3.000 (76.2)	-	50	M61-R4410-WT
Fig. 29	PTLEP-174-593-RD	B-593	Polyester	Red	1.000 (25.4)	4.000 (101.6)	-	50	M61-R4410-WT
Fig. 29	PTLEP-171-593-RD	B-593	Polyester	Red	1.060 (26.9)	0.490 (12.4)	-	200	M61-R4410-WT
Fig. 29	PTLEP-173-593-GN	B-593	Polyester	Green	1.000 (25.4)	2.000 (50.8)	-	100	M61-R4410-WT
Fig. 29	PTLEP-176-593-GN	B-593	Polyester	Green	1.000 (25.4)	3.000 (76.2)	-	50	M61-R4410-WT
Fig. 29	PTLEP-174-593-GN	B-593	Polyester	Green	1.000 (25.4)	4.000 (101.6)	-	50	M61-R4410-WT
Fig. 29	PTLEP-171-593-GN	B-593	Polyester	Green	1.060 (26.9)	0.490 (12.4)	-	200	M61-R4410-WT
Fig. 29	PTLEP-173-593-SL	B-593	Polyester	Silver	1.000 (25.4)	2.000 (50.8)	-	100	M61-R6010
Fig. 29	PTLEP-174-593-SL	B-593	Polyester	Silver	1.000 (25.4)	4.000 (101.6)	-	50	M61-R6010
Fig. 29	PTLEP-171-593-SL	B-593	Polyester	Silver	1.060 (26.9)	0.490 (12.4)	-	200	M61-R6010
Fig. 29	PTLEP-173-593-BK	B-593	Polyester	Black	1.000 (25.4)	2.000 (50.8)	-	100	M61-R4410-WT
Fig. 29	PTLEP-176-593-BK	B-593	Polyester	Black	1.000 (25.4)	3.000 (76.2)	-	50	M61-R4410-WT
Fig. 29	PTLEP-174-593-BK	B-593	Polyester	Black	1.000 (25.4)	4.000 (101.6)	-	50	M61-R4410-WT
Fig. 29	PTLEP-171-593-BK	B-593	Polyester	Black	1.060 (26.9)	0.490 (12.4)	-	200	M61-R4410-WT

▶ Due to the rigid nature of B-593 labels, they feed into the printer through the bulk media feature at the top of the printer.



Asset tracking materials

Metallized Asset Tracking (B-428, B-435 and B-486)

- B-428 Metallized Polyester Material:** Permanent adhesive, silver finish. Temp. range: -40°F to 176°F (-40°C to 80°C). UL recognized.
- B-435 Glossy Metallized Polyester Material:** Withstands numerous solvents and variable temps. Ideal for serial and rating plate applications with name-plate quality and a metal looking finish.
- B-486 Ultra Aggressive Metallized Polyester Material:** Designed for high adhesion to textured metals, powder coated surfaces and low surface energy plastics. Withstands numerous solvents and variable temps.

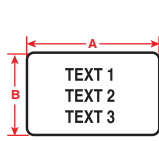


Figure 29

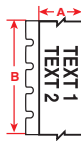


Figure 33

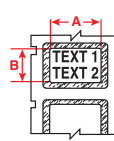


Figure 40

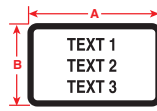


Figure 46
(Includes black border)

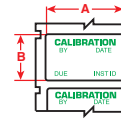


Figure 51

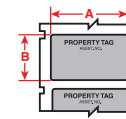


Figure 54

Diagram	Catalog #	B#	Material	Color	Label Width A Inch (mm)	Label Height B Inch (mm)	Labels Per Roll	Rec. Ribbon
B-428 Metallized Polyester								
Fig. 33	PTL-8-428	B-428	Polyester	Light Gray	0.500 (12.7)	50 ft (15.24 m)	1 roll (cont.)	M61-R4310
Fig. 51	PTL-30-428-CALI	B-428	Polyester	Light Gray	0.750 (19.05)	1.500 (38.1)	250	M61-R4310
Fig. 29	PTL-15-428	B-428	Polyester	Light Gray	1.000 (25.4)	0.275 (7)	750	M61-R4310
Fig. 29	PTL-17-428	B-428	Polyester	Light Gray	1.000 (25.4)	0.500 (12.7)	500	M61-R4310
Fig. 40	PTPSL-17-428	B-428	Polyester	Light Gray	1.000 (25.4)	0.500 (12.7)	500	M61-R4310
Fig. 29	PTL-22-428	B-428	Polyester	Light Gray	1.000 (25.4)	3.000 (76.2)	100	M61-R4310
Fig. 46	PTL-24-428-BK	B-428	Polyester	Light Gray	1.130 (28.7)	0.500 (12.7)	500	M61-R4310
Fig. 29	PTL-26-428	B-428	Polyester	Light Gray	1.250 (31.75)	2.750 (69.9)	100	M61-R4310
Fig. 40	PTPSL-26-428	B-428	Polyester	Light Gray	1.250 (31.8)	2.750 (69.85)	100	M61-R4310
Fig. 29	PTL-29-428	B-428	Polyester	Light Gray	1.500 (38.1)	0.500 (12.7)	500	M61-R4310
Fig. 54	PTL-35-428-PROP	B-428	Polyester	Light Gray	1.630 (41.4)	0.750 (19.1)	250	M61-R4310
Fig. 40	PTPSL-50-428	B-428	Polyester	Light Gray	1.650 (41.9)	3.000 (76.2)	100	M61-R4310
Fig. 29	PTL-37-428	B-428	Polyester	Light Gray	1.900 (48.3)	3.000 (76.2)	100	M61-R4310
Fig. 29	PTL-38-428	B-428	Polyester	Light Gray	1.900 (48.3)	4.000 (101.6)	100	M61-R4310
Fig. 40	PTPSL-20-428	B-428	Polyester	Light Gray	2.000 (50.8)	1.000 (25.4)	100	M61-R4310
Fig. 29	PTL-20-428	B-428	Polyester	Light Gray	2.000 (50.8)	1.000 (25.4)	100	M61-R4310
B-435 Glossy Metallized Polyester								
Fig. 29	PTL-16-435	B-435	Polyester	Silver	1.000 (25.4)	0.375 (9.5)	500	M61-R6010
Fig. 29	PTL-17-435	B-435	Polyester	Silver	1.000 (25.4)	0.500 (12.7)	500	M61-R6010
Fig. 29	PTL-29-435	B-435	Polyester	Silver	1.500 (38.1)	0.500 (12.7)	500	M61-R6010
Fig. 29	PTL-30-435	B-435	Polyester	Silver	1.500 (38.1)	0.750 (19.1)	250	M61-R6010
Fig. 29	PTL-31-435	B-435	Polyester	Silver	1.500 (38.1)	1.000 (25.4)	250	M61-R6010
Fig. 29	PTL-32-435	B-435	Polyester	Silver	1.500 (38.1)	1.500 (38.1)	250	M61-R6010
Fig. 29	PTL-37-435	B-435	Polyester	Silver	1.900 (48.3)	3.000 (76.2)	100	M61-R6010
Fig. 29	PTL-38-435	B-435	Polyester	Silver	1.900 (48.3)	4.000 (101.6)	100	M61-R6010
Fig. 29	PTL-20-435	B-435	Polyester	Silver	2.000 (50.8)	1.000 (25.4)	100	M61-R6010
B-486 Ultra Aggressive Metallized Polyester								
Fig. 29	PTL-16-486	B-486	Polyester	Light Gray	1.000 (25.4)	0.375 (9.5)	500	M61-R4310
Fig. 29	PTL-17-486	B-486	Polyester	Light Gray	1.000 (25.4)	0.500 (12.7)	500	M61-R4310
Fig. 29	PTL-19-486	B-486	Polyester	Light Gray	1.000 (25.4)	1.000 (25.4)	250	M61-R4310
Fig. 46	PTL-24-486-BK	B-486	Polyester	Light Gray	1.130 (28.7)	0.500 (12.7)	500	M61-R4310
Fig. 29	PTL-29-486	B-486	Polyester	Light Gray	1.500 (38.1)	0.500 (12.7)	500	M61-R4310
Fig. 29	PTL-30-486	B-486	Polyester	Light Gray	1.500 (38.1)	0.750 (19.1)	250	M61-R4310
Fig. 29	PTL-31-486	B-486	Polyester	Light Gray	1.500 (38.1)	1.000 (25.4)	250	M61-R4310
Fig. 29	PTL-32-486	B-486	Polyester	Light Gray	1.500 (38.1)	1.500 (38.1)	250	M61-R4310
Fig. 29	PTL-37-486	B-486	Polyester	Light Gray	1.900 (48.3)	3.000 (76.2)	100	M61-R4310
Fig. 29	PTL-38-486	B-486	Polyester	Light Gray	1.900 (48.3)	4.000 (101.6)	100	M61-R4310
Fig. 29	PTL-20-486	B-486	Polyester	Light Gray	2.000 (50.8)	1.000 (25.4)	100	M61-R4310

Asset tracking materials

Non-Metallized Asset Tracking (B-422, B-423, B-430 and B-483)

Materials used to identify assets and property from tools and warehouse equipment to office furniture and computers.

- **B-422 Polyester Material:** Permanent adhesive, good for powder-coated and textured surfaces. Temp. range: -40°F to 212°F (-40°C to 100°C). UL recognized.
- **B-423 Glossy White Polyester Material:** UL recognized for outdoor use on glass, thermoset polyester plastic and polyvinyl fluoride plastic.
- **B-430 Clear Polyester Material:** Translucent, high performance polyester material with a glossy finish. Non-colored label with permanent adhesive. Good for general purpose thermal transfer printing.
- **B-483 Ultra Aggressive Polyester Material:** Permanent adhesive for powder-coated and textured surfaces. Best on flat surfaces Temp. range: -40°F to 248°F (-40°C to 120°C). UL recognized.

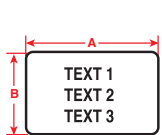


Figure 29



Figure 33

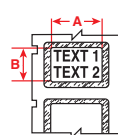


Figure 40

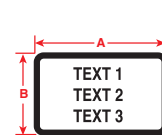


Figure 46
(Includes black border)

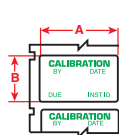


Figure 51

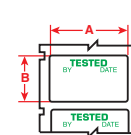


Figure 52

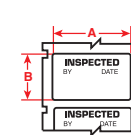


Figure 53

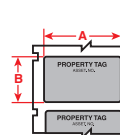


Figure 54

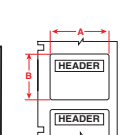


Figure 72

Diagram	Catalog #	B#	Material	Color	Label Width A Inch (mm)	Label Height B Inch (mm)	Labels Per Roll	Rec. Ribbon
B-422 Permanent Polyester								
Fig. 29	PTL-39-422	B-422	Polyester	White	0.375 (9.53)	0.600 (15.2)	750	M61-R6010
Fig. 33	PTL-46-422	B-422	Polyester	White	0.375 (9.53)	50 ft (15.24 m)	1 roll (cont.)	M61-R6010
Fig. 29	PTL-5-422	B-422	Polyester	White	0.500 (12.7)	0.200 (5.1)	750	M61-R6010
Fig. 29	PTL-44-422	B-422	Polyester	White	0.500 (12.7)	0.375 (9.5)	500	M61-R6010
Fig. 29	PTL-7-422	B-422	Polyester	White	0.500 (12.7)	0.500 (12.7)	500	M61-R6010
Fig. 33	PTL-8-422	B-422	Polyester	White	0.500 (12.7)	50 ft (15.24 m)	1 roll (cont.)	M61-R6010
Fig. 29	PTL-16-422	B-422	Polyester	White	1.000 (25.4)	0.375 (9.5)	500	M61-R6010
Fig. 40	PTPSL-17-422	B-422	Polyester	White	1.000 (25.4)	0.500 (12.7)	500	M61-R6010
Fig. 29	PTL-17-422	B-422	Polyester	White	1.000 (25.4)	0.500 (12.7)	500	M61-R6010
Fig. 29	PTL-19-422	B-422	Polyester	White	1.000 (25.4)	1.000 (25.4)	250	M61-R6010
Fig. 29	PTL-22-422	B-422	Polyester	White	1.000 (25.4)	3.000 (76.2)	100	M61-R6010
Fig. 29	PTL-23-422	B-422	Polyester	White	1.000 (25.4)	4.000 (101.6)	100	M61-R6010
Fig. 33	PTL-42-422	B-422	Polyester	White	1.000 (25.4)	50 ft (15.24 m)	1 roll (cont.)	M61-R6010
Fig. 40	PTPSL-26-422	B-422	Polyester	White	1.250 (31.8)	2.750 (69.85)	100	M61-R6010
Fig. 29	PTL-45-422	B-422	Polyester	White	1.500 (38.1)	0.375 (9.5)	500	M61-R6010
Fig. 29	PTL-29-422	B-422	Polyester	White	1.500 (38.1)	0.500 (12.7)	500	M61-R6010
Fig. 29	PTL-30-422	B-422	Polyester	White	1.500 (38.1)	0.750 (19.1)	250	M61-R6010
Fig. 29	PTL-32-422	B-422	Polyester	White	1.500 (38.1)	1.500 (38.1)	250	M61-R6010
Fig. 54	PTL-35-422-PROP	B-422	Polyester	Black on Silver	1.630 (41.4)	0.750 (19.1)	250	M61-R6010
Fig. 40	PTPSL-50-422	B-422	Polyester	White	1.650 (41.9)	3.000 (76.2)	100	M61-R6010
Fig. 33	PTL-43-422	B-422	Polyester	White	1.900 (48.26)	50 ft (15.24 m)	1 roll (cont.)	M61-R6010
Fig. 29	PTL-37-422	B-422	Polyester	White	1.900 (48.3)	3.000 (76.2)	100	M61-R6010
Fig. 29	PTL-38-422	B-422	Polyester	White	1.900 (48.3)	4.000 (101.6)	100	M61-R6010
Fig. 40	PTPSL-20-422	B-422	Polyester	White	2.000 (50.8)	1.000 (25.4)	100	M61-R6010
Fig. 29	PTL-20-422	B-422	Polyester	White	2.000 (50.8)	1.000 (25.4)	100	M61-R6010
B-423 Glossy Permanent Polyester								
Fig. 29	PTL-1-423	B-423	Polyester	White	0.250 (6.35)	0.250 (6.4)	750	M61-R6010
Fig. 29	PTL-3-423	B-423	Polyester	White	0.375 (9.53)	0.375 (9.5)	500	M61-R6010
Fig. 29	PTL-4-423	B-423	Polyester	White	0.400 (10.2)	0.400 (10.2)	500	M61-R6010
Fig. 29	PTL-5-423	B-423	Polyester	White	0.500 (12.7)	0.200 (5.1)	750	M61-R6010
Fig. 53	PTL-6-423	B-423	Polyester	White	0.500 (12.7)	0.275 (7)	750	M61-R6010
Fig. 29	PTL-7-423	B-423	Polyester	White	0.500 (12.7)	0.500 (12.7)	500	M61-R6010
Fig. 33	PTL-8-423	B-423	Polyester	White	0.500 (12.7)	50 ft (15.24 m)	1 roll (cont.)	M61-R6010
Fig. 29	PTL-9-423	B-423	Polyester	White	0.650 (16.51)	0.200 (5.1)	750	M61-R6010
Fig. 29	PTL-10-423	B-423	Polyester	White	0.750 (19.05)	0.250 (6.4)	750	M61-R6010
Fig. 53	PTL-30-423-INSP	B-423	Polyester	Black on White	1.500 (38.1)	0.750 (19.05)	250	M61-R6010
Fig. 51	PTL-30-423-CALI	B-423	Polyester	Green on White	1.500 (38.1)	0.750 (19.05)	250	M61-R6010
Fig. 52	PTL-30-423-TEST	B-423	Polyester	Green on White	1.500 (38.1)	0.750 (19.05)	250	M61-R6010
Fig. 29	PTL-13-423	B-423	Polyester	White	0.900 (22.86)	0.250 (6.4)	750	M61-R6010
Fig. 29	PTL-14-423	B-423	Polyester	White	1.000 (25.4)	0.187 (4.7)	750	M61-R6010
Fig. 29	PTL-15-423	B-423	Polyester	White	1.000 (25.4)	0.275 (7)	750	M61-R6010

Asset tracking materials

Asset Tracking Materials (cont.)

Diagram	Catalog #	B#	Material	Color	Label Width A Inch (mm)	Label Height B Inch (mm)	Labels Per Roll	Rec. Ribbon
Fig. 29	PTL-16-423	B-423	Polyester	White	1.000 (25.4)	0.375 (9.5)	500	M61-R6010
Fig. 29	PTL-17-423	B-423	Polyester	White	1.000 (25.4)	0.500 (12.7)	500	M61-R6010
Fig. 29	PTL-19-423	B-423	Polyester	White	1.000 (25.4)	1.000 (25.4)	250	M61-R6010
Fig. 29	PTL-22-423	B-423	Polyester	White	1.000 (25.4)	3.000 (76.2)	100	M61-R6010
Fig. 29	PTL-23-423	B-423	Polyester	White	1.000 (25.4)	4.000 (101.6)	100	M61-R6010
Fig. 46	PTL-24-423-BK	B-423	Polyester	White	1.130 (28.7)	0.500 (12.7)	500	M61-R6010
Fig. 29	PTL-25-423	B-423	Polyester	White	1.250 (31.75)	0.250 (6.4)	750	M61-R6010
Fig. 29	PTL-26-423	B-423	Polyester	White	1.250 (31.75)	2.750 (69.9)	100	M61-R6010
Fig. 29	PTL-27-423	B-423	Polyester	White	1.500 (38.1)	0.125 (3.2)	750	M61-R6010
Fig. 29	PTL-28-423	B-423	Polyester	White	1.500 (38.1)	0.250 (6.4)	750	M61-R6010
Fig. 29	PTL-29-423	B-423	Polyester	White	1.500 (38.1)	0.500 (12.7)	500	M61-R6010
Fig. 29	M61-30-423	B-423	Polyester	White	1.500 (38.1)	0.750 (19.05)	250	M61-R6010
Fig. 29	PTL-31-423	B-423	Polyester	White	1.500 (38.1)	1.000 (25.4)	250	M61-R6010
Fig. 29	PTL-32-423	B-423	Polyester	White	1.500 (38.1)	1.500 (38.1)	250	M61-R6010
Fig. 29	PTL-35-423-PROP	B-423	Polyester	Black on Silver	1.630 (41.4)	0.750 (19.1)	250	M61-R6010
Fig. 29	M61-52-423	B-423	Polyester	White	1.900 (48.3)	0.600 (15.2)	250	M61-R6010
Fig. 29	PTL-37-423	B-423	Polyester	White	1.900 (48.3)	3.000 (76.2)	100	M61-R6010
Fig. 29	PTL-38-423	B-423	Polyester	White	1.900 (48.3)	4.000 (101.6)	100	M61-R6010
Fig. 29	PTL-2-423	B-423	Polyester	White	2.000 (50.8)	0.250 (6.4)	100	M61-R6010
Fig. 29	PTL-20-423	B-423	Polyester	White	2.000 (50.8)	1.000 (25.4)	100	M61-R6010
B-430 Clear Polyester								
Fig. 33	M61C-375-430	B-430	Polyester	Clear	0.375 (9.53)	50 ft (15.24 m)	1 roll (cont.)	M61-R6010
Fig. 33	M61C-500-430	B-430	Polyester	Clear	0.500 (12.7)	50 ft (15.24 m)	1 roll (cont.)	M61-R6010
Fig. 29	PTL-71-430	B-430	Polyester	Clear	0.350 (8.89)	0.200 (5.1)	750	M61-R6010
Fig. 34	PTL-39-430	B-430	Polyester	Clear	0.375 (9.53)	0.600 (15.2)	750	M61-R6010
Fig. 33	PTL-46-430	B-430	Polyester	Clear	0.375 (9.53)	50 ft (15.24 m)	1 roll (cont.)	M61-R6010
Fig. 53	PTL-6-430	B-430	Polyester	Clear	0.500 (12.7)	0.275 (7)	750	M61-R6010
Fig. 29	PTL-44-430	B-430	Polyester	Clear	0.500 (12.7)	0.375 (9.5)	500	M61-R6010
Fig. 29	PTL-7-430	B-430	Polyester	Clear	0.500 (12.7)	0.500 (12.7)	500	M61-R6010
Fig. 33	PTL-8-430	B-430	Polyester	Clear	0.500 (12.7)	50 ft (15.24 m)	1 roll (cont.)	M61-R6010
Fig. 29	PTL-16-430	B-430	Polyester	Clear	1.000 (25.4)	0.375 (9.5)	500	M61-R6010
Fig. 29	PTL-17-430	B-430	Polyester	Clear	1.000 (25.4)	0.500 (12.7)	500	M61-R6010
Fig. 29	M61-22-430	B-430	Polyester	Clear	1.000 (25.4)	1.000 (25.4)	100	M61-R6010
Fig. 29	M61-37-430	B-430	Polyester	Clear	1.000 (25.4)	3.000 (76.2)	100	M61-R6010
Fig. 33	PTL-42-430	B-430	Polyester	Clear	1.000 (25.4)	50 ft (15.24 m)	1 roll (cont.)	M61-R6010
Fig. 29	PTL-28-430	B-430	Polyester	Clear	1.500 (38.1)	0.250 (6.4)	750	M61-R6010
Fig. 29	PTL-45-430	B-430	Polyester	Clear	1.500 (38.1)	0.375 (9.5)	500	M61-R6010
Fig. 29	PTL-29-430	B-430	Polyester	Clear	1.500 (38.1)	0.500 (12.7)	500	M61-R6010
Fig. 29	M61-30-430	B-430	Polyester	Clear	1.500 (38.1)	0.750 (19.05)	250	M61-R6010
Fig. 29	M61-52-430	B-430	Polyester	Clear	1.900 (48.26)	0.600 (15.2)	250	M61-R6010
Fig. 29	M61-78-430	B-430	Polyester	Clear	1.900 (48.26)	1.000 (25.4)	250	M61-R6010
Fig. 33	PTL-43-430	B-430	Polyester	Clear	1.900 (48.26)	50 ft (15.24 m)	1 roll (cont.)	M61-R6010
B-483 Ultra Aggressive Polyester								
Fig. 33	PTL-101-483	B-483	Polyester	White	0.250 (6.35)	50 ft (15.24 m)	1 roll (cont.)	M61-R6010
Fig. 33	PTL-61-483	B-483	Polyester	White	0.500 (12.7)	2.000 (50.8)	100	M61-R6010
Fig. 33	PTL-8-483	B-483	Polyester	White	0.500 (12.7)	50 ft (15.24 m)	1 roll (cont.)	M61-R6010
Fig. 53	PTL-62-483	B-483	Polyester	White	0.750 (19.05)	4.000 (101.6)	50	M61-R6010
Fig. 53	PTL-63-483	B-483	Polyester	White	0.750 (19.05)	8.000 (203.2)	50	M61-R6010
Fig. 29	PTL-16-483	B-483	Polyester	White	1.000 (25.4)	0.375 (9.5)	500	M61-R6010
Fig. 29	PTL-17-483	B-483	Polyester	White	1.000 (25.4)	0.500 (12.7)	500	M61-R6010
Fig. 29	PTL-19-483	B-483	Polyester	White	1.000 (25.4)	1.000 (25.4)	250	M61-R6010
Fig. 33	PTL-42-483	B-483	Polyester	White	1.000 (25.4)	50 ft (15.24 m)	1 roll (cont.)	M61-R6010
Fig. 46	PTL-24-483-BK	B-483	Polyester	White	1.130 (28.7)	0.500 (12.7)	500	M61-R6010
Fig. 33	PTL-100-483	B-483	Polyester	White	1.300 (33.02)	50 ft (15.24 m)	1 roll (cont.)	M61-R6010
Fig. 29	PTL-65-483	B-483	Polyester	White	1.375 (34.93)	1.000 (25.4)	250	M61-R6010
Fig. 29	PTL-29-483	B-483	Polyester	White	1.500 (38.1)	0.500 (12.7)	500	M61-R6010
Fig. 29	PTL-30-483	B-483	Polyester	White	1.500 (38.1)	0.750 (19.1)	250	M61-R6010
Fig. 29	PTL-31-483	B-483	Polyester	White	1.500 (38.1)	1.000 (25.4)	250	M61-R6010
Fig. 29	PTL-32-483	B-483	Polyester	White	1.500 (38.1)	1.500 (38.1)	250	M61-R6010
Fig. 33	PTL-43-483	B-483	Polyester	White	1.900 (48.26)	50 ft (15.24 m)	1 roll (cont.)	M61-R6010
Fig. 29	PTL-20-483	B-483	Polyester	White	2.000 (50.8)	1.000 (25.4)	100	M61-R6010
Fig. 29	PTL-37-483	B-483	Polyester	White	1.900 (48.3)	3.000 (76.2)	100	M61-R6010
Fig. 72	PTL-37-483-WARNING	B-483	Polyester	White	1.900 (48.3)	3.000 (76.2)	100	M61-R6010
Fig. 29	PTL-23-483	B-483	Polyester	White	1.000 (25.4)	4.000 (101.6)	100	M61-R6010
Fig. 29	PTL-38-483	B-483	Polyester	White	1.900 (48.3)	4.000 (101.6)	100	M61-R6010
Fig. 72	PTL-38-483-WARNING	B-483	Polyester	White	1.900 (48.3)	4.000 (101.6)	100	M61-R6010

Circuit board materials

Static Dissipative Materials (B-473, B-717, B-718 and B-719)

Low profile polyimide and polyester materials that have static dissipative properties. Primarily used for printed circuit boards and electronic component labeling.

- **B-473 Electrostatic Dissipative Polyester Material:** White glossy polyester with a permanent static dissipative adhesive and liner.
- **B-717 Electrostatic Dissipative Polyimide Material:** High temperature white glossy polyimide material (2 mil) with a permanent static dissipative adhesive and liner for PCB identification.
- **B-718 Glossy Low Profile Electrostatic Dissipative Polyimide Material:** High temperature, low profile white glossy polyimide material (1 mil) with a permanent static dissipative adhesive and liner for PCB identification.
- **B-719 Matte Low Profile Electrostatic Dissipative Polyimide Material:** High temperature, low profile white matte polyimide material (1 mil) with a permanent static dissipative adhesive and liner.

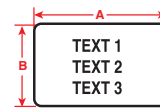



Figure 29

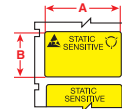


Figure 41

Diagram	Catalog #	B#	Material	Color	Label Width A Inch (mm)	Label Height B Inch (mm)	Labels Per Roll	Rec. Ribbon
B-473 Glossy White Electrostatic Dissipative Polyester								
Fig. 29	** PTL-1-473	B-473	Polyester	White	0.250 (6.35)	0.250 (6.4)	750	M61-R6010
Fig. 29	** PTL-5-473	B-473	Polyester	White	0.500 (12.7)	0.200 (5.1)	750	M61-R6010
Fig. 29	** PTL-6-473	B-473	Polyester	White	0.500 (12.7)	0.275 (7)	750	M61-R6010
Fig. 29	** PTL-9-473	B-473	Polyester	White	0.650 (16.51)	0.200 (5.1)	750	M61-R6010
Fig. 29	** PTL-10-473	B-473	Polyester	White	0.750 (19.05)	0.250 (6.4)	750	M61-R6010
Fig. 29	** PTL-16-473	B-473	Polyester	White	1.000 (25.4)	0.375 (9.5)	500	M61-R6010
Fig. 41	** PTL-17-473	B-473	Polyester	Black on Yellow	1.000 (25.4)	0.500 (12.7)	500	M61-R6010
Fig. 29	** PTL-17-473	B-473	Polyester	White	1.000 (25.4)	0.500 (12.7)	500	M61-R6010
Fig. 29	** PTL-28-473	B-473	Polyester	White	1.500 (38.1)	0.250 (6.4)	750	M61-R6010
B-717 Glossy White Static Dissipative Polyimide								
Fig. 29	** PTL-10-717	B-717	Polyimide	White	0.250 (6.35)	0.750 (19.1)	750	M61-R6010
Fig. 29	** PTL-3-717	B-717	Polyimide	White	0.375 (9.53)	0.375 (9.53)	500	M61-R6010
Fig. 29	** PTL-1-717	B-717	Polyimide	White	0.375 (9.53)	1.000 (25.4)	750	M61-R6010
Fig. 29	** PTL-9-717	B-717	Polyimide	White	0.650 (16.51)	0.200 (5.1)	750	M61-R6010
Fig. 29	** PTL-25-717	B-717	Polyimide	White	1.250 (31.75)	0.250 (6.4)	750	M61-R6010
Fig. 29	** PTL-27-717	B-717	Polyimide	White	1.500 (38.1)	0.125 (3.2)	750	M61-R6010
Fig. 29	** PTL-28-717	B-717	Polyimide	White	1.500 (38.1)	0.250 (6.4)	750	M61-R6010
Fig. 29	** PTL-14-717	B-717	Polyimide	White	2.000 (50.8)	0.187 (4.7)	750	M61-R6010
Fig. 29	** PTL-2-717	B-717	Polyimide	White	2.000 (50.8)	0.250 (6.35)	100	M61-R6010
B-718 Glossy White Low Profile Static Dissipative Polyimide								
Fig. 29	** PTL-14-718	B-718	Polyimide	White	0.187 (4.7)	3.000 (76.2)	750	M61-R6010
Fig. 29	** PTL-10-718	B-718	Polyimide	White	0.250 (6.35)	0.750 (19.1)	750	M61-R6010
Fig. 29	** PTL-3-718	B-718	Polyimide	White	0.375 (9.53)	0.375 (9.53)	500	M61-R6010
Fig. 29	** PTL-1-718	B-718	Polyimide	White	0.375 (9.53)	1.000 (25.4)	750	M61-R6010
Fig. 29	** PTL-16-718	B-718	Polyimide	White	0.375 (9.53)	1.000 (25.4)	500	M61-R6010
Fig. 29	** PTL-4-718	B-718	Polyimide	White	0.400 (10.2)	0.400 (10.2)	500	M61-R6010
Fig. 29	** PTL-6-718	B-718	Polyimide	White	0.500 (12.7)	0.275 (6.98)	750	M61-R6010
Fig. 29	** PTL-9-718	B-718	Polyimide	White	0.650 (16.51)	0.200 (5.1)	750	M61-R6010
Fig. 29	** PTL-13-718	B-718	Polyimide	White	0.900 (22.86)	0.250 (6.4)	750	M61-R6010
Fig. 29	** PTL-28-718	B-718	Polyimide	White	1.500 (38.1)	0.250 (6.4)	750	M61-R6010
B-719 Matte White Low Profile Static Dissipative Polyimide								
Fig. 29	** PTL-10-719	B-719	Polyimide	White	0.250 (6.35)	0.750 (19.1)	750	M61-R6010
Fig. 29	** PTL-16-719	B-719	Polyimide	White	0.375 (9.53)	1.000 (25.4)	500	M61-R6010
Fig. 29	** PTL-4-719	B-719	Polyimide	White	0.400 (10.2)	0.400 (10.2)	500	M61-R6010
Fig. 29	** PTL-6-719	B-719	Polyimide	White	0.500 (12.7)	0.275 (6.98)	750	M61-R6010
Fig. 29	** PTL-17-719	B-719	Polyimide	White	0.500 (12.7)	3.000 (76.2)	500	M61-R6010
Fig. 29	** PTL-9-719	B-719	Polyimide	White	0.650 (16.51)	0.200 (5.1)	750	M61-R6010
Fig. 29	** PTL-13-719	B-719	Polyimide	White	0.900 (22.86)	0.250 (6.4)	750	M61-R6010
Fig. 29	** PTL-28-719	B-719	Polyimide	White	1.500 (38.1)	0.250 (6.4)	750	M61-R6010

** ⚠️ **WARNING:** Cancer www.P65Warnings.ca.gov

Circuit board materials

High Temperature Polyimides (B-724 and B-727)

Low profile polyimide materials that have static dissipative properties. Primarily used for printed circuit boards and electronic component labeling.

- **B-724 Polyimide Material:** Amber matte polyimide with permanent adhesive; can survive on the top or bottom side of PCBs through the solder process.
- **B-727 Glossy Polyimide Material:** White glossy polyimide with permanent adhesive; withstands wave solder environments for printed circuit board and electronic component preprocess labeling.

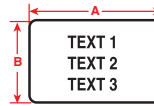


Figure 29



Diagram	Catalog #	B#	Material	Color	Label Width A Inch (mm)	Label Height B Inch (mm)	Labels Per Roll	Rec. Ribbon
B-724 Matte Polyimide Material								
Fig. 29	PTL-10-724	B-724	Polyimide	Amber	0.250 (6.35)	0.750 (19.1)	750	M61-R4310
Fig. 29	PTL-3-724	B-724	Polyimide	Amber	0.375 (9.53)	0.375 (9.53)	500	M61-R4310
Fig. 29	PTL-1-724	B-724	Polyimide	Amber	0.375 (9.53)	1.000 (25.4)	750	M61-R4310
Fig. 29	PTL-16-724	B-724	Polyimide	Amber	0.375 (9.53)	1.000 (25.4)	500	M61-R4310
Fig. 29	PTL-4-724	B-724	Polyimide	Amber	0.400 (10.2)	0.400 (10.2)	500	M61-R4310
Fig. 29	PTL-6-724	B-724	Polyimide	Amber	0.500 (12.7)	0.275 (6.98)	750	M61-R4310
Fig. 29	PTL-17-724	B-724	Polyimide	Amber	0.500 (12.7)	4.000 (101.6)	500	M61-R4310
Fig. 29	PTL-9-724	B-724	Polyimide	Amber	0.650 (16.51)	0.200 (5.1)	750	M61-R4310
Fig. 29	PTL-13-724	B-724	Polyimide	Amber	0.900 (22.86)	0.250 (6.4)	750	M61-R4310
Fig. 29	PTL-25-724	B-724	Polyimide	Amber	1.250 (31.75)	0.250 (6.4)	750	M61-R4310
Fig. 29	PTL-27-724	B-724	Polyimide	Amber	1.500 (38.1)	0.125 (3.2)	750	M61-R4310
Fig. 29	PTL-28-724	B-724	Polyimide	Amber	1.500 (38.1)	0.250 (6.4)	750	M61-R4310
Fig. 29	PTL-2-724	B-724	Polyimide	Amber	2.000 (50.8)	0.250 (6.35)	100	M61-R4310
B-727 Glossy Polyimide Material								
Fig. 29	PTL-14-727	B-727	Polyimide	White	0.187 (4.7)	4.000 (101.6)	750	M61-R6010
Fig. 29	PTL-10-727	B-727	Polyimide	White	0.250 (6.35)	0.750 (19.1)	750	M61-R6010
Fig. 29	PTL-3-727	B-727	Polyimide	White	0.375 (9.53)	0.375 (9.53)	500	M61-R6010
Fig. 29	PTL-1-727	B-727	Polyimide	White	0.375 (9.53)	1.000 (25.4)	750	M61-R6010
Fig. 29	PTL-16-727	B-727	Polyimide	White	0.375 (9.53)	1.000 (25.4)	500	M61-R6010
Fig. 29	PTL-4-727	B-727	Polyimide	White	0.400 (10.2)	0.400 (10.2)	500	M61-R6010
Fig. 29	PTL-6-727	B-727	Polyimide	White	0.500 (12.7)	0.275 (6.98)	750	M61-R6010
Fig. 29	PTL-9-727	B-727	Polyimide	White	0.650 (16.51)	0.200 (5.1)	750	M61-R6010
Fig. 29	PTL-13-727	B-727	Polyimide	White	0.900 (22.86)	0.250 (6.4)	750	M61-R6010
Fig. 29	PTL-28-727	B-727	Polyimide	White	1.500 (38.1)	0.250 (6.4)	750	M61-R6010
Fig. 29	PTL-2-727	B-727	Polyimide	White	2.000 (50.8)	0.250 (6.35)	100	M61-R6010

Paper Material (B-424)

- **B-424 Paper Material:** White paper material with matte finish. Good contrast and smear resistance for thermal barcode printing. Used for general purpose labeling applications.

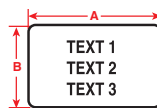


Figure 29

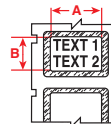


Figure 40



Diagram	Catalog #	B#	Material	Color	Label Width A Inch (mm)	Label Height B Inch (mm)	Labels Per Roll	Rec. Ribbon
B-424 General Purpose Paper								
Fig. 29	PTL-80-424	B-424	Paper	White	0.750 (19.05)	0.900 (22.9)	250	M61-R4310
Fig. 40	PTPSL-17-424	B-424	Paper	White	1.000 (25.4)	0.500 (12.7)	500	M61-R4310
Fig. 29	PTL-22-424	B-424	Paper	White	1.000 (25.4)	3.000 (76.2)	100	M61-R4310
Fig. 29	PTL-37-424	B-424	Paper	White	1.900 (48.3)	3.000 (76.2)	100	M61-R4310
Fig. 29	PTL-38-424	B-424	Paper	White	1.900 (48.3)	4.000 (101.6)	100	M61-R4310
Fig. 29	PTL-20-424	B-424	Paper	White	2.000 (50.8)	1.000 (25.4)	100	M61-R4310
Fig. 40	PTPSL-20-424	B-424	Paper	White	2.000 (50.8)	1.000 (25.4)	100	M61-R4310

General identification materials

General ID Polyester (B-432, B-459, B-488 and B-489)

- **B-432 Polyester Material:** High performance clear glossy polyester, better adherence for rough surface applications.
- **B-459 Polyester Material:** White matte polyester.
- **B-488 Polyester Material:** White matte polyester with an aggressive adhesive.
- **B-489 Polyester Material:** White matte polyester with an aggressive adhesive.

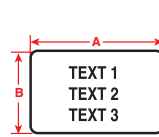


Figure 29



Figure 33




Diagram	Catalog #	B#	Material	Color	Label Width A Inch (mm)	Label Height B Inch (mm)	Labels Per Roll	Rec. Ribbon
B-432 Clear Polyester								
Fig. 33	PTL-101-432	B-432	Polyester	Clear	0.250 (6.35)	50 ft (15.24 m)	1 roll (cont.)	M61-R6010
Fig. 29	PTL-11-432	B-432	Polyester	Clear	0.500 (12.7)	0.750 (19.1)	500	M61-R6010
Fig. 33	PTL-8-432	B-432	Polyester	Clear	0.500 (12.7)	50 ft (15.24 m)	1 roll (cont.)	M61-R6010
Fig. 29	PTL-10-432	B-432	Polyester	Clear	0.750 (19.05)	0.250 (6.4)	750	M61-R6010
Fig. 29	PTL-17-432	B-432	Polyester	Clear	1.000 (25.4)	0.500 (12.7)	500	M61-R6010
Fig. 33	PTL-42-432	B-432	Polyester	Clear	1.000 (25.4)	50 ft (15.24 m)	1 roll (cont.)	M61-R6010
Fig. 33	PTL-43-432	B-432	Polyester	Clear	1.900 (48.26)	50 ft (15.24 m)	1 roll (cont.)	M61-R6010
B-459 Permanent Polyester								
Fig. 29	PTL-29-459	B-459	Polyester	White	1.500 (38.1)	0.500 (12.7)	500	M61-R4310
Fig. 29	PTL-30-459	B-459	Polyester	White	1.500 (38.1)	0.750 (19.1)	250	M61-R4310
Fig. 29	PTL-20-459	B-459	Polyester	White	2.000 (50.8)	1.000 (25.4)	100	M61-R4310
B-488 Ultra Aggressive Polyester								
Fig. 29	PTL-80-488	B-488	Polyester	White	0.750 (19.05)	0.900 (22.9)	250	M61-R4310
Fig. 29	PTL-97-488	B-488	Polyester	White	0.900 (22.86)	0.900 (22.9)	250	M61-R4310
Fig. 29	PTL-81-488	B-488	Polyester	White	1.900 (48.26)	0.250 (6.4)	750	M61-R4310
Fig. 29	PTL-78-488	B-488	Polyester	White	1.900 (48.26)	1.000 (25.4)	250	M61-R4310
B-489 Ultra Aggressive Polyester								
Fig. 33	PTL-101-489	B-489	Polyester	White	0.250 (6.35)	50 ft (15.24 m)	1 roll (cont.)	M61-R4310
Fig. 33	PTL-8-489	B-489	Polyester	White	0.500 (12.7)	50 ft (15.24 m)	1 roll (cont.)	M61-R4310
Fig. 29	PTL-16-489	B-489	Polyester	White	1.000 (25.4)	0.375 (9.5)	500	M61-R4310
Fig. 29	PTL-17-489	B-489	Polyester	White	1.000 (25.4)	0.500 (12.7)	500	M61-R4310
Fig. 29	PTL-19-489	B-489	Polyester	White	1.000 (25.4)	1.000 (25.4)	250	M61-R4310
Fig. 33	PTL-42-489	B-489	Polyester	White	1.000 (25.4)	50 ft (15.24 m)	1 roll (cont.)	M61-R4310
Fig. 33	PTL-100-489	B-489	Polyester	White	1.300 (33.02)	50 ft (15.24 m)	1 roll (cont.)	M61-R4310
Fig. 29	PTL-29-489	B-489	Polyester	White	1.500 (38.1)	0.500 (12.7)	500	M61-R4310
Fig. 29	PTL-30-489	B-489	Polyester	White	1.500 (38.1)	0.750 (19.1)	250	M61-R4310
Fig. 29	PTL-31-489	B-489	Polyester	White	1.500 (38.1)	1.000 (25.4)	250	M61-R4310
Fig. 29	PTL-32-489	B-489	Polyester	White	1.500 (38.1)	1.500 (38.1)	250	M61-R4310
Fig. 29	PTL-37-489	B-489	Polyester	White	1.900 (48.26)	3.000 (76.2)	100	M61-R4310
Fig. 29	PTL-38-489	B-489	Polyester	White	1.900 (48.26)	4.000 (101.6)	100	M61-R4310
Fig. 33	PTL-43-489	B-489	Polyester	White	1.900 (48.26)	50 ft (15.24 m)	1 roll (cont.)	M61-R4310
Fig. 29	PTL-20-489	B-489	Polyester	White	2.000 (50.8)	1.000 (25.4)	100	M61-R4310

Laboratory Materials (B-403 and B-7425)

- **B-403 Water Dissolvable Paper Material:** Paper material completely dissolves in warm water within 30 seconds, leaving no adhesive residue.
- **B-7425 Polypropylene Material:** Moderate chemical resistance, ideal for labeling dry, room temperature specimen containers. Withstand temperature ranges from -320°F to 249.8°F (-196°C to 121°C). Chemical resistance to ethanol, DMSO, IPS, short term xylene, 10% formalin, 50% acetic acid and toluene

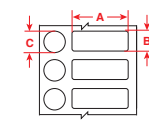


Figure 24

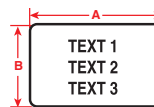


Figure 29



Figure 33



Diagram	Catalog #	B#	Material	Color	Label Width A Inch (mm)	Label Height B Inch (mm)	Secondary Label Inch (mm)	Labels Per Roll	Rec. Ribbon
B-403 Dissolvable Paper									
Fig. 33	M61C-750-403	B-403	Paper	White	0.750 (19.05)	50 ft (15.24 m)	-	1 roll (cont.)	M61-R4310
Fig. 33	M61C-1500-403	B-403	Paper	White	1.500 (38.1)	50 ft (15.24 m)	-	1 roll (cont.)	M61-R4310
B-7425 Polypropylene									
Fig. 24	M61-98-7425	B-7425	Polypropylene	White	1.000 (25.4)	0.375 (9.5)	0.375 (9.5) dia.	500	M61-R4310
Fig. 29	M61-31-7425	B-7425	Polypropylene	White	1.500 (38.1)	1.000 (25.4)	-	250	M61-R4310
Fig. 29	M61-121-7425	B-7425	Polypropylene	White	1.900 (48.3)	1.500 (38.1)	-	100	M61-R4310

General identification materials

General ID Vinyl (B-439)

- **B-439 Vinyl Material:** Colored vinyl material for thermal transfer printing. Ideal for rating plates, finished product identification, and general purpose labeling.

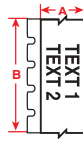


Figure 33



Diagram	Catalog #	B#	Material	Color	Label Width A Inch (mm)	Label Height B Inch (mm)	Labels Per Roll	Rec. Ribbon
B-439 Permanent Vinyl								
Fig. 33	PTL-8-439	B-439	Vinyl	White	0.500 (12.7)	50 ft (15.24 m)	1 roll (cont.)	M61-R6010
Fig. 33	PTL-42-439	B-439	Vinyl	White	1.000 (25.4)	50 ft (15.24 m)	1 roll (cont.)	M61-R6010
Fig. 33	PTL-43-439	B-439	Vinyl	White	1.900 (48.26)	50 ft (15.24 m)	1 roll (cont.)	M61-R6010
Fig. 33	PTL-8-439-YL	B-439	Vinyl	Yellow	0.500 (12.7)	50 ft (15.24 m)	1 roll (cont.)	M61-R6010
Fig. 33	PTL-42-439-YL	B-439	Vinyl	Yellow	1.000 (25.4)	50 ft (15.24 m)	1 roll (cont.)	M61-R6010
Fig. 33	PTL-43-439-YL	B-439	Vinyl	Yellow	1.900 (48.26)	50 ft (15.24 m)	1 roll (cont.)	M61-R6010
Fig. 33	PTL-8-439-RD	B-439	Vinyl	Red	0.500 (12.7)	50 ft (15.24 m)	1 roll (cont.)	M61-R4410-WT
Fig. 33	PTL-42-439-RD	B-439	Vinyl	Red	1.000 (25.4)	50 ft (15.24 m)	1 roll (cont.)	M61-R4410-WT
Fig. 33	PTL-43-439-RD	B-439	Vinyl	Red	1.900 (48.26)	50 ft (15.24 m)	1 roll (cont.)	M61-R4410-WT
Fig. 33	PTL-8-439-OR	B-439	Vinyl	Orange	0.500 (12.7)	50 ft (15.24 m)	1 roll (cont.)	M61-R6010
Fig. 33	PTL-42-439-OR	B-439	Vinyl	Orange	1.000 (25.4)	50 ft (15.24 m)	1 roll (cont.)	M61-R6010
Fig. 33	PTL-43-439-OR	B-439	Vinyl	Orange	1.900 (48.26)	50 ft (15.24 m)	1 roll (cont.)	M61-R6010
Fig. 33	PTL-8-439-BL	B-439	Vinyl	Blue	0.500 (12.7)	50 ft (15.24 m)	1 roll (cont.)	M61-R4410-WT
Fig. 33	PTL-42-439-BL	B-439	Vinyl	Blue	1.000 (25.4)	50 ft (15.24 m)	1 roll (cont.)	M61-R4410-WT
Fig. 33	PTL-43-439-BL	B-439	Vinyl	Blue	1.900 (48.26)	50 ft (15.24 m)	1 roll (cont.)	M61-R4410-WT
Fig. 33	PTL-8-439-GR	B-439	Vinyl	Green	0.500 (12.7)	50 ft (15.24 m)	1 roll (cont.)	M61-R4410-WT
Fig. 33	PTL-42-439-GR	B-439	Vinyl	Green	1.000 (25.4)	50 ft (15.24 m)	1 roll (cont.)	M61-R4410-WT
Fig. 33	PTL-43-439-GR	B-439	Vinyl	Green	1.900 (48.26)	50 ft (15.24 m)	1 roll (cont.)	M61-R4410-WT
Fig. 33	PTL-8-439-BK	B-439	Vinyl	Black	0.500 (12.7)	50 ft (15.24 m)	1 roll (cont.)	M61-R4410-WT
Fig. 33	PTL-42-439-BK	B-439	Vinyl	Black	1.000 (25.4)	50 ft (15.24 m)	1 roll (cont.)	M61-R4410-WT
Fig. 33	PTL-43-439-BK	B-439	Vinyl	Black	1.900 (48.26)	50 ft (15.24 m)	1 roll (cont.)	M61-R4410-WT

Tamper-Indicating Material (B-351, B-7546 and B-7576)

- **B-351 Destructible Vinyl Material:** Destructible vinyl material prohibits one piece removal of label to indicate if the label has been tampered with.
- **B-7546 VOID Footprint Polyester Material:** Glossy white polyester leaves a "VOID" footprint when the label is removed to prevent it from being reused.
- **B-7576 Metallized VOID Polyester Material:** Matte white polyester leaves a "VOID" footprint when the label is removed. A "VOID" pattern will appear on the top surface of the label to prevent reuse.

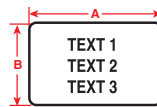


Figure 29




Diagram	Catalog #	B#	Material	Color	Label Width A Inch (mm)	Label Height B Inch (mm)	Labels Per Roll	Rec. Ribbon
B-351 Destructible Vinyl								
Fig. 29	PTL-17-351	B-351	Vinyl	White	1.000 (25.4)	0.500 (12.7)	500	M61-R6210
Fig. 29	PTL-20-351	B-351	Vinyl	White	1.000 (25.4)	2.000 (50.8)	100	M61-R6210
Fig. 29	PTL-31-351	B-351	Vinyl	White	1.500 (38.1)	1.000 (25.4)	250	M61-R6210
Fig. 29	PTL-37-351	B-351	Vinyl	White	1.900 (48.3)	3.000 (76.2)	100	M61-R6210
B-7546 VOID Footprint Polyester								
Fig. 29	PTL-17-7546	B-7546	Polyester	White	1.000 (25.4)	0.500 (12.7)	500	M61-R6010
Fig. 29	PTL-31-7546	B-7546	Polyester	White	1.500 (38.1)	1.000 (25.4)	250	M61-R6010
Fig. 29	PTL-20-7546	B-7546	Polyester	White	2.000 (50.8)	1.000 (25.4)	100	M61-R6010
B-7576 Metallized VOID Polyester								
Fig. 29	PTL-20-7576	B-7576	Polyester	Silver	1.000 (25.4)	2.000 (50.8)	100	M61-R6010
Fig. 29	PTL-31-7576	B-7576	Polyester	Silver	1.500 (38.1)	1.000 (25.4)	250	M61-R6010
Fig. 29	PTL-37-7576	B-7576	Polyester	Silver	1.900 (48.3)	3.000 (76.2)	100	M61-R6010

BradyPrinter M611 print ribbons



BradyPrinter M611 Print Ribbons

Print ribbons for the BradyPrinter M611 are supplied in cartridge form and easily fit into the side of the printer and do not unravel or roll away when outside the printer.

Using the correct material and ribbon pair is critical in creating durable, long-lasting and smear-proof print. Use our Ribbon Compatibility Guide on the next page to help determine which ribbon is best suited for your material.

Material	Color	Description	Ribbon Size
Black Ribbons			
M61-R4310	Black	R4300 Series Ribbon	2 in. x 75 ft. (50.8 mm x 22.85 m)
M61-R6010	Black	R6000 Series Ribbon	2 in. x 75 ft. (50.8 mm x 22.85 m)
M61-R6210	Black	R6200 Series Ribbon	2 in. x 75 ft. (50.8 mm x 22.85 m)
M61-R6410	Black	R6410 Series Ribbon	2 in. x 75 ft. (50.8 mm x 22.85 m)
M61-R6610	Black	R6600 Series Ribbon	2 in. x 75 ft. (50.8 mm x 22.85 m)
Colored Ribbons			
M61-R4410-WT	White	R4400 Series Ribbon	2 in. x 75 ft. (50.8 mm x 22.85 m)
M61-R6710-WT	White	R6710 Series Ribbon	2 in. x 75 ft. (50.8 mm x 22.85 m)
M61-R6810-WT	White	R6800 Series Ribbon	2 in. x 75 ft. (50.8 mm x 22.85 m)
M61-R4410-RD	Red	R4400 Series Ribbon	2 in. x 75 ft. (50.8 mm x 22.85 m)
M61-R4410-BL	Blue	R4400 Series Ribbon	2 in. x 75 ft. (50.8 mm x 22.85 m)



How many labels print per ribbon?

Have you ever wondered approximately how many labels you can print from one BradyPrinter M611 ribbon? Try this formula:

(Note: Our standard BradyPrinter M611 ribbons are 900 in. (75 ft) long.)

- Step 1:** label height + 0.10 = X
- Step 2:** 900 inches ÷ X = total labels per ribbon

Example: Part Number PLT-19-422 is 1.0" tall
 1.0 inch label height + 0.10 = 1.10
 900 inches ÷ 1.10 = **818 labels per ribbon**



BradyPrinter M611 print ribbons compatibility

Using the correct material and ribbon pair is critical in creating durable, long-lasting and smear-proof print. Use the following guide to determine which BradyPrinter M611 ribbon part is best suited for the label material you are using.

B-# Material		M61-R4310 (Black)	M61-R6010 (Black)	M61-R6210 (Black)	M61-R6410 (Black)	M61-R6610 (Black)	M61-R4410-WT (White)	M61-R6710-WT (White)	M61-R6810-WT (White)	M61-R4410-RD (Red)	M61-R4410-BL (Blue)
B-109	Polyethylene tag	●									
B-145	Polyethylene tag		●								
B-145FR	Polyethylene tag		●	▲							
B-321	Polyolefin			●							
B-342	Permasleeve® polyolefin	●						▲			
B-344	Permasleeve® polyolefin		●					▲			
B-345	Permasleeve® high temp polyolefin		●								
B-351	Destructible vinyl		●				▲		▲		
B-352	Destructible vinyl		●								
B-362	Destructible vinyl		●								
B-390	Durasleeve® polypropylene		●	▲		●					
B-403	Dissolvable paper	●									
B-412	Polypropylene tag	●									
B-422	Polyester		●							▲	▲
B-423	Polyester		●							▲	▲
B-424	Paper	●									
B-425	Polypropylene	●									
B-427	Self-laminating vinyl	●									
B-428	Polyester	●									
B-430	Polyester		●				▲			▲	▲
B-432	Polyester		●							▲	▲
B-435	Polyester		●								
B-437	Self-extinguishing polyvinyl fluoride	●									
B-439	Vinyl		●								
B-459	Polyester		●							▲	▲
B-461	Self-laminating polyester	●									
B-473	Polyester		●								
B-483	Polyester		●								
B-486	Polyester	●									
B-488	Polyester	●									
B-489	Polyester	●									
B-490	Freezerbondz™ polyester	●									
B-498	Vinyl cloth	●	▲	▲		●					
B-499	Nylon cloth	●									
B-593	Polyester - eprep		●							▲	▲
B-642	Self-extinguishing polyvinyl fluoride	●									
B-717	Polyimide		●								
B-718	Polyimide		●								
B-719	Polyimide		●								
B-724	Polyimide	●									
B-727	Polyimide		●								
B-7351	Void print vinyl		●								
B-7425	Polypropylene	●									
B-7546	Void print polyester		●								
B-7551-CL	Polyester			●							
B-7576	Void print polyester		●								
B-7593	Polyethylene - eprep		●							▲	
B-7597	Polyethylene	●									
B-7599-YL	Polyethylene tag			●							
B-7643	Thermoplastic polyether polyurethane		●								
B-7696	Vinyl tag		●								
B-8425	Polypropylene		●								








View BradyID.com/techdata for TDS sheets on ribbon performance specifications. Note: Colored ribbon choice dependent upon material color.

- Recommended ribbon for use with respective material
- ▲ Acceptable ribbon for use with respective material

Keep working with convenient accessories

Adapt to a variety of working conditions. The BradyPrinter M611 Mobile Printer has a variety of accessories available to make sure you can get through your work more easily.

Printer and Accessories

Catalog #	Description	Catalog #	Description
 M611-APAC-BT-W	BradyPrinter M611 Bluetooth/Wi-Fi AC*	 BMP-STRAP-1	Carrying strap
 BMP-MAGNET-2	Magnet for BradyPrinter M611	 M-AC-143110	AC adapter and battery charger
 BMP-HC-2	Hard case for BradyPrinter M611	 PCK-5	Cleaning kit 5-pack
 BMP-PACK-2	Sling pack for BradyPrinter M611	* Printer ships with AC adapter/battery charger, USB 2.0 cable, utility strap, PTL-97-488 label material, M61-R4310 ribbon and USB flash drive with product information.	



BradyPrinter M611 printer specifications

Printer	
Printer Name	BradyPrinter M611
Print Resolution	Thermal transfer, 300 dpi
Max Lines of Print	25
Print Speed	1.33 in. / sec. (33.8 mm / sec)
Keyboard Type	Peripheral only, no keyboard
Dimensions in. (mm)	10.974 in. L x 4.459 in. W x 4.553 in. H (278.75 mm x 113.27 mm x 115.66 mm)
Weight	Weight 3.52 lbs (equipped with supplied media and ribbon)
Warranty	1 year
Overmold/Rugged	Yes, base
Operating Temp	40 to 120° F (5 to 49° C)
Humidity	10% to 90% (non-condensing)
Storage Temp	-24 to 140° F (-30 to 60° C)
Continuous or Die Cut Labels	Continuous and die cut
Portability	Portable
Features	
Memory	512 MB RAM / 256 MB Flash
Cutter Type	Automatic
Cut Options	Cut between labels or at end of print job
Label Retention After Cut	No
Labels Per Day (Average)	750
Battery Life Indicator	Yes
Label Odometer (Supply Remaining)	Media and ribbon
Error Messaging	On LCD touchscreen
Wearability Options	Integrated sling pack
Drop Test	Drop tested to spec MIL-STD-810G: four foot drop
Languages	English, French, Spanish, Portuguese
Power	
Power Supply	Rechargeable Li-Ion, AC power/battery charger/ car charger
Battery Included	Yes, not removable
Battery Life (average)	3,000 labels
Rechargeable Battery	Yes, internal Li-Ion (3200 mAH)
Re-Charge Time (estimated)	4.5 hours
Charging Options	Internal
Power Source Voltage	110-240V
Auto Shut Off	User configurable 5-30 minutes
Display	
LCD Type / Size	Custom LCD, color, 3.5 in. (88.9 mm) QVGA
LCD Resolution	320 x 240 pixels
LCD Characters	Font size dependent
LCD Backlight	Yes, user configurable

Communication and Interface	
Connectivity	Bluetooth, Wi-Fi, USB 2.0
PC Connectivity	USB cable, wireless
Import Data	No
Software Compatibility	Required. Brady Workstation Express Labels Mobile App (iOS/Android) or Brady Workstation Desktop
Media	
Type	Ribbon and tape separate, also bulk rolls
Load Labels Location	Top
Label Output Location	Top
Compatible Media	BPTL, BPTDS, BPSPT, BPTLB, PTL, PSHT, PTLEP, PTS, PTLFP, PSPT, PTPLS, PSFR, PTPS, PTLSL, BM71, M61, M61C, BM61C, custom available
Memory in Cartridge	Yes
Maximum Print Width	1.92 in. (48.76 mm)
Maximum Print Length	40.00 in. (1016 mm)
Maximum Liner Width	2.25 in. (57 mm) with liner
Media Widths	Various sizes from 0.235 to 2.00 in. (6.4 to 50.8 mm)
Minimum Media Width	0.235 in. (5.969 mm)
Minimum Label Height	0.236 in. (5.99 mm)
Liner Width	0.812 in., 1.062 in., 1.312 in., 1.562 in., 1.812 in., 2.250 in. (20.624 mm, 26.974 mm, 33.324 mm, 39.674 mm, 46.024 mm, 57.15 mm)
Included Media	PTL-97-488, M61-R4310
Number of Stock Parts	600+
Color Print Capability	Single print color on a label
Available Media Colors	Media: white, yellow, gray, green, orange, red, clear, silver, blue, brown, purple, clear Ribbon: black, white, blue and red
Ribbons	Compatible ribbons begin with M61-Rxxx
Cartridge Width Detection	Yes, from software
Cartridge Setting Detection	Yes, from software
Custom Labels Available	Yes
Compliance	
Agency Approvals	FCC Class A, UL WLAN 1EEE, 802.11 b/g/n, Jamaica: SMA-M611 and Bluetooth Classic
Trade	Harmonization Code: (HTS Schedule A or B) /844.39.9000, Country of origin, Malaysia (printer), ECCN: EAR99
MSDS	For MSDS visit www.BradyID.com
Fonts, Graphics, Symbols	
Font	Yes, driven by software
Text Sizes	Yes, driven by software
Number of Fonts	Yes, driven by software
Number of Symbols	Yes, driven by software
Special Characters	Yes, driven by software
Symbols	Yes, driven by software

We identify and protect premises, products and people.

FBrady's global presence makes it easy for you to do business
with us wherever you are.

For enquires, please visit us at www.bradyid.com.sg or email us at
ContactUs_SA@bradycorp.com.

PHILIPPINES (65) 6477 7261
SINGAPORE (65) 6477 7261
THAILAND (66) 2-173-4380
VIETNAM (65) 6477 7261
INDONESIA (65) 6477 7261
MALAYSIA (60) 4 810 1688



Lim Kim Hai Electric Co (S) Pte Ltd

Lim Kim Hai Building,
53 Kallang Place, Singapore 339177
T (+65) 6292 3711 • (+65) 6490 5000
F (+65) 6297 0078
E customerservice@limkimhai.com.sg
W www.limkimhai.com.sg

